

Euro Fair Statistics 2011



AUDITED



Euro Fair Statistics 2011



Facts about Euro Fair Statistics	4
Introduction	5
UFI message	6
Definitions	8
Location of events	12
Lists of used codes	13
Event data by city	20

Audited Key Figures of Exhibitions in Europe

- Austria*
- Bulgaria*
- Croatia*
- Czech Republic*
- Finland*
- France*
- Germany*
- Hungary*
- Italy*
- Moldavia*
- Poland*
- Portugal*
- Romania*
- Russia*
- Slovak Republic*
- Slovenia*
- Spain*
- Sweden*
- The Netherlands*
- Turkey*
- Ukraine*

FACTS ABOUT EURO FAIR STATISTICS

The 2011 edition contains the audited statistics of 2 248 exhibitions from the following 21 countries:

Austria	23
Bulgaria	6
Croatia	5
Czech Republic	53
Finland	88
France	565
Germany	215
Hungary	26
Italy	176
Moldavia	1
Poland	208
Portugal	32
Romania	7
Russia	87
Slovak Republic	3
Slovenia	1
Spain	232
Sweden	49
The Netherlands	16
Turkey	419
Ukraine	36

At these events, organized by 564 organizers, a total of 602 526 exhibitors, 62.6 million visitors and 22.35 million square metres of rented space were registered.

36% of the exhibitions were addressed to trade visitors, 31% to public visitors and 33% to both target groups.

UFI estimates that the audited events present in this report represents, in 2011, around 45% of the European exhibition market in terms of net space rented.

The breakdown of all the events by industry sector (provided by each partner) is presented in the table on the right. As nearly 3% of all events (representing almost 7% of the total net space rented) had more than one industry sector mentioned, the overall cumulated % respectively reach 107% and 103%. UFI will soon produce some additional analysis on this data taking into account biennial events.

Industry sector (UFI code)	Rented space		Number of events	
	sqm	%		%
Leisure, Hobby, Entertainment (3)	2 911 856	13%	311	14%
General (27)	2 112 045	9%	139	6%
Furniture, Interior design (12)	2 023 406	9%	148	7%
Construction, Infrastructure (5)	2 007 775	9%	156	7%
Engineering, Industrial, Manufacturing, Machines, Instruments, Hardware (19)	1 943 482	9%	141	6%
Agriculture, Forestry, Fishery (1)	1 693 754	8%	127	6%
Textiles, Apparel, Fashion (25)	1 595 371	7%	176	8%
Food and Beverage, Hospitality (2)	1 309 056	6%	179	8%
Transport, Logistics, Maritime (26)	1 242 149	6%	74	3%
Automobiles, Motorcycles (16)	1 022 872	5%	70	3%
Premium, Household, Gifts, Toys (13)	967 350	4%	52	2%
Health, Medical Equipment (22)	675 619	3%	114	5%
Business Services, retail (4)	622 019	3%	114	5%
Travel (6)	513 074	2%	26	1%
IT and Telecommunications (21)	423 126	2%	41	2%
Energy, Oil, Gas (9)	406 841	2%	38	2%
Electronics, Components (18)	395 266	2%	34	2%
Environmental Protection (10)	381 127	2%	46	2%
Education (8)	377 257	2%	141	6%
Printing , Packaging (11)	302 692	1%	28	1,2%
Beauty, Cosmetics (14)	222 915	1%	28	1,2%
Jewelry, Watch & Accessories (24)	217 336	1%	30	1,3%
Security, Fire Safety, Defense (7)	211 009	less than 1%	28	1,2%
Real Estate (15)	153 000	less than 1%	51	2,3%
Chemistry (17)	139 541	less than 1%	19	less than 1%
Optics (23)	23 796	less than 1%	2	less than 1%
Aviation, Aerospace (20)	16 748	less than 1%	2	less than 1%

INTRODUCTION

Exhibitions play a vital role in today's business world.

It is therefore of fundamental importance that customers have access to reliable exhibition data.

Auditing exhibition statistics provides the most consistent means of measuring return on investment.

This report includes the data provided by the 12 bodies mentioned on the right who guarantee that the events contained in this report have been audited according to the definitions outlined on the following pages.

Further information is available by contacting each auditing body directly (contact details are provided on page 7).




Cihat Alagoz
Head of the Chambers-Commodity
Exchanges, Sectors and
Entrepreneurship Department
UCCET, Turkey



Thierry Hesse
President of OJS,
France



Mathias Limbeck
President of FKM-Austria



Daan Rodenrijs
Chairman of the Research Committee
CLC-VECTA, The Netherlands



Sergei Alexeev
President of the Russian Union
of Exhibitions and Fairs



Aila Jääski
Chairman of the Finnish Union
of Trade Fair Organizers



Wolfgang Marzin
President of FKM, Germany



Patric Sjöberg
President of SFC,
Denmark, Norway, Sweden



Pedro Aleixo Dias
BDO & Associates, Portugal



Jiri Kulis
Chairman of the Board of Directors
CENTREX, Central East Europe



Ettore Riello
Chairman
Italian Exhibition and Trade Fair
Association



José Antonio Vicente
President of AFE, Spain

UFI MESSAGE

UFI, the Global Association of the Exhibition Industry, has been responsible for producing this report for the fourth year. Our goal is continuously to develop the project and several steps were taken this year: in terms of geographical coverage for instance, Turkey is now part of the report. The indication of the "industry sector" for all events for both 2010 and 2011 now means that interesting metrics will soon be produced by UFI, on a 2 year basis, in order to take into account biennial events. Trends at both regional and global levels will also be developed using the data from this report. Finally UFI approved events (*) are now identified in this report.

Due to the different levels of development and global diversity, methods may vary slightly from one country to another and the data presented in this report remains the sole responsibility of each respective national body.

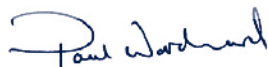
UFI strongly believes that auditing should, wherever possible, be done in a consistent manner to make figures comparable. This enables exhibition organizers to manage exhibitor expectations in terms of attendees from one country to another and allows exhibitors and visitors to make their trade fair decisions based on accurate information. UFI continues to play an important role in developing a basic minimum standard for the industry (including the publication and implementation of "UFI's Auditing Rules") and thank all our partners around the world for their contribution to this.

If you have any questions or comments, please contact Christian Druart on research@ufi.org.

Paris, July 2012

() The "UFI Approved" label is granted to an international exhibition organized by a UFI Member who makes the request to UFI and who complies to the specific criteria applied. 884 exhibitions worldwide had this recognition in 2011.*

Paul Woodward
UFI Managing Director



UFI is the association of the world's leading tradeshow organisers and fairground owners, as well as the major national and international exhibition associations, and selected partners of the exhibition industry. With 590 members in 86 countries, UFI's global reach provides unique value to its members through promotion, information and networking. UFI's main goal is to represent, promote and support its members and the exhibition industry worldwide. It provides a global networking platform through its events, website and other media where exhibition industry professionals can exchange ideas and experiences.

UFI promotes exhibitions globally as a unique marketing and communications tool. We provide our members with valuable studies and research regarding all aspects of the exhibition industry and offer educational training opportunities and a variety of professional seminars. UFI also deals with issues of common interest to its members through lobbying, our engagement in appropriate international organisations, media campaigns and direct intervention with governments where needed.

All organiser members of UFI must have at least one UFI Approved Events. This growing list of over 880 of the world's leading exhibitions represents the highest quality international fairs.

UFI Headquarters

17 rue Louise Michel
92300 Levallois-Perret, France
+33 (0)1 46 39 75 00

www.ufi.org

THE FIGURES LISTED IN THIS REPORT HAVE BEEN PROVIDED BY:

AEFI – Associazione Esposizioni e Fiere italiane

Via Emilia, 155 47921 Rimini, Italy
Phone: +39 (0541) 744 229, Fax: +39 (0541) 744 512
e-mail: info@aefi.it
www.aefi.it

AFE - Spanish Trade Fair Association

C./ Albadalejo, 4/Bajo, Oficina 28
E-28037 Madrid, Spain
Phone: +34 9 15 62 10 22, Fax: +34 9 15 64 42 73
e-mail: info@afe.es
www.afe.es

Association for Voluntary Control of Fair Statistics (FKM-Austria)

Messeplatz 1
A-1021 Vienna, Austria
Phone: +43 (1) 72 72 00, Fax: +43 (1) 72 72 04 43
e-mail: info@messe.at
www.messe.at

BDO & Associates

Avenida da Republica 50-10°
P-1069-211 Lisbon, Portugal
Phone: +351 2 17 99 04 20, Fax: +351 2 17 99 04 39
e-mail: Pedro.Dias@bdo.pt
www.bdo.pt

CENTREX – International Exhibition Statistics Union

Albertirsai út 10.
H-1101 Budapest, Hungary
Phone/Fax: +36 (1) 26 36 368
e-mail: info@centrexstat.org
www.centrexstat.org

CLC-VECTA

De Corridor 10F
3621 ZB Breukelen
The Netherlands
Phone: +31 (0)346-352444, Fax: +31 (0)346-266599
e-mail: info@clcvecta.nl
www.clcvecta.nl

FUTFO – Finnish Union of Trade Fair Organizers

c/o North Finland Fair
Ojakatu 2
FI-90100 Oulu, Finland
Phone: +358 (0) 10 832 0000, Fax: +358 (0)10 832 0015
e-mail: info@pohjois-suomenmessut.fi
www.pohjois-suomenmessut.fi

OJS – Fairs & Exhibitions Statistics Association (France)

11, Rue Friant
F-75014 Paris, France
Phone: +33 (1) 53 90 20 07, Fax: +33 (1) 53 90 20 15
e-mail: contact@ojs.asso.fr
www.ojs.asso.fr

Scandinavian Fair Control (SFC)

Slottsgatan 14
55322 Jönköping, Sweden
Phone: +46 (36) 71 53 56, Fax: +46 (36) 71 27 26
e-mail: info@fairlink.se
www.fairlink.se

Society for Voluntary Control of Fair and Exhibition Statistics (FKM)

Littenstrasse 9
10179 Berlin, Germany
Phone: +49 (30) 2 40 00-0, Fax: +49 (30) 2 40 00-3 40
e-mail: info@fkm.de
www.fkm.de

Russian Union of Exhibitions and Fairs (RUEF)

13, Sovnarkomovskaya St., GSP-1080,
Nizhny Novgorod, 603950, Russia
Phone: +7 (831) 277 56 80, Fax: +7 (831) 277 56 95
e-mail: info@ruef.ru
www.ruef.ru

Union of Chambers and Commodity Exchanges of Turkey (UC CET)

Dumlupınar Bulvarı No:252 (Eskişehir Yolu 9. Km.)
06530 / Ankara, Turkey
Phone: +90 (312) 218 22 82 Fax: +90 (312) 218 24 84
e-mail: info@tobb.org.tr
www.tobb.org.tr

DEFINITIONS

AFE Spanish Trade Fair Association (Spain)

Space

The amount of exhibition space let is divided into hall areas and open-air areas, and is also differentiated between Spanish and foreign exhibitors. Special shows include stands, displays and demonstrations which deal with the general concept, or specific themes, of an exhibition but are independent of the exhibitors. Gross exhibition space comprises the net exhibition space and the related gangways and service areas.

Exhibitors

Direct exhibitors: Exhibitors occupying their own stands who receive bills from the exhibition organiser which are settled directly. Indirect exhibitors (or firms represented): Exhibitors which do not have own stands, but present products on direct-exhibitor stands. In the case of group or collective participation, the different exhibitors are considered direct where they occupy an area of at least 9 m². Exhibitors occupying a space of less than 9 m² are considered indirect.

Visitors

Identified visitors: At the entrance of the exhibition these visitors must show a card or numbered slip showing their identification. The number of these visitors is determined according to the number of completed cards or slips. Season tickets are counted once, irrespective of the number of times used. The number of visitors buying their tickets on entry to the exhibition corresponds to the number of tickets sold with proof of the corresponding receipt.

BDO & Associates (Portugal)

Space

The total rented space includes both hall space and open-air space contracted by the exhibitors, whether it is paid or unpaid, and it corresponds to the number of square meters effectively occupied by them. The rented space is divided into national and foreign in accordance with the exhibitor classification.

Exhibitors

The main exhibitor is the entity contracting directly with the organizer. Co-exhibitor is the entity which presents its products/services on the main exhibitor's stand with its own staff. A represented company is one who is not present with their own staff, and whose products or services are present on a main exhibitor's or co-exhibitor's stand. These represented companies are excluded from the calculation of the total number of exhibitors.

Visitors

Any person entering the fair/trade show during its official opening hours who presents at control access either a ticket or a card proving payment on the entrance fee or an invitation card is considered as visitor. Visitors exclude the staff of exhibitors, services providers and organizers. The visitor whose address is located in another European or Third country is considered as foreign visitor. An additional visit, to be verified as made on a different day from the first visit is considered as a repeat visit. The figures presented in the Euro Fair Statistics brochure concern the number of total visits: total number of visitors plus the total number of repeat visits.

CENTREX (Bulgaria , Czech Republic, Hungary, Poland, Romania, Slovak Republic & Ukraine)

Space

The rented space is divided up in hall space and open-air space which is rented and paid for by exhibitors. The total space data also includes the special demonstration area.

Exhibitors

An exhibitor with his own stand (direct exhibitor) is one who occupies a stand for his company receives the bill from the exhibition organiser and settles it directly. A represented firm (indirect exhibitor) is one who does not have a stand of his own, but presents his products on a stand of a direct exhibitor. Co-exhibitors at an exhibitor's stand or participants at a collective stand are also considered as exhibitors for statistical purposes if they exhibit their own goods employing their own personnel on the exhibitor's stand or at a common stand organised by a collective stand organiser and their autonomy can be undoubtedly recognized even without physical separation. These companies are considered as exhibitors regardless that the invoice is being issued on the exhibitor or on a collective stand organiser. The nature of the participation and the identity of each exhibitor at the stand should be very clear from the application form sent to the exhibition organizer.

Visitors

The number of visitors is calculated on evidence. The number of paying visitors is established through financial evidence: number of sold tickets (prepaid or on the spot) and number of tickets/entry passes paid by the exhibitor or a third party. Visitors with paid passes for a given period are calculated on the basis of a financially reasonable minimum number of uses of the pass. 4 visitors are counted for each family ticket sold. For persons arriving with vouchers, registration cards or similar valid free passes, tickets can be counted as visitors only if evidence is available.

The number of foreign visitors is established either by tickets sold at special counters for foreigners, filled in-registration cards with evidence of the foreign origin of the visitor or through representative visitor surveys.

DEFINITIONS

CLC-VECTA (The Netherlands)

Space

Net exhibition space: sum of booth space and any space utilized by the organizer for features that have a direct relation to the theme of the exhibition.

Exhibitors

Exhibitor entity that displays products or services accepted by the organizer, with personnel present at the exhibition, including main exhibitors and co-exhibitors.

Visitors

A visitor is a person who visits an event once or several times during the days when the event/ the trade fair ground is open for persons in possession of an entry ticket.

A visitor is:

- A person who obtained an entry ticket during the duration of the event.
- A person who obtained an entry ticket during the period of pre-registration and visited the event/ the trade fair ground at least once during the duration of the event.
- A person who obtained a complimentary entry ticket and visited the event/ the trade fair ground at least once during the duration of the event.
- A person who is in the possession of an annual season ticket and visited the event/ the trade fair ground at least once during the duration of the event.
- A person who is in the possession of a press ticket and visited the event/ the trade fair ground at least once during the duration of the event.

Exhibitor, organizer, service and personnel cards and passes are not counted.

FKM (Germany and some events in Italy)

Space

The exhibitor stand area is broken down according to hall space and outdoor exhibition space, as well as according to space rented by domestic or foreign exhibitors. Stands, display panels and demonstrations, which deal with the theme of an event comprehensively or specific aspects of it, independent of exhibitors, are treated as special shows.

Net exhibition space consists of the exhibitor stand area and space for special shows. Gross exhibition space consists of the net space plus the corresponding access and service areas.

Exhibitors

Companies or organizations, which offer goods or services via their personnel from their own exhibitor stand area, are counted as exhibitors.

Additionally represented firms are companies whose goods or services are offered by another exhibitor. The number of exhibitors may not include the figures for additionally represented firms.

Visitors

The visitor figures are calculated according to the number of entries to the trade fair centre. The number of entries per day can, on the one hand, be determined by an electronic visitor admission system, whereby a maximum of one entry is registered per day.

The attendance figure is calculated by counting the number of admissions to the exhibition grounds. The number of admissions per day can for example be determined by using an electronic entry monitoring system; admission of a visitor shall be counted a maximum of once per day.

Organisers who do not employ electronic entry monitoring systems must supply proof of admission by retaining the ticket counterfoils or through registrations. The counterfoils of tickets sold by the ticket offices need not be retained as the takings of the ticket offices shall serve as proof.

FKM-Austria (Austria, Croatia & Slovenia)

Space

The total rented space of an event is based on the amount of space rented by the individual exhibitors. The amount of rented space is divided into hall areas and open-air areas, and is also differentiated between domestic and foreign exhibitors.

Exhibitors

Exhibitor figures are compiled from the number of companies who have rented an individual stand and who use their own personnel to promote goods or services. Represented firms are companies whose goods or services are offered by another exhibitor. The number of exhibitors may not be added to the number of represented firms.

Visitors

The number of visitors is based on the amount of entrance tickets sold or is based on an electronic registration system. One entrance per visitor per day is counted. Visitors buying a multiple entrance ticket can use the ticket on several days during the show (counting of entry is based on the ticket price – if the ticket costs 20 % more than the one day ticket, two visitors are counted). Complimentary tickets, exhibitor tickets, press tickets etc. have not been taken into consideration.

Free entrance tickets are counted if based on an electronic registration system and the registration includes the full address of the visitor.

DEFINITIONS

FUTFO (Finland) & SFC (Sweden)

Space

The total rented space of an event refers to the area used by and paid for by the exhibitors. A distinction is made between hall space and open air space. Areas given free of charge to exhibitors are not counted.

Exhibitors

An exhibitor with his own stand (direct exhibitor) is one who has obtained a contract for an exhibition stand in its entirety, or who uses a specified, clearly delineated portion of an exhibition stand using his own personnel to promote goods or services.

A represented firm (indirect exhibitor) is one whose products or services are offered through a direct exhibitor. The number of exhibitors with their own stands may not be added to the number of represented firms, except when evident.

Visitors

The number of visitors is the sum of paid entries, invitation cards used, and other used tickets which can have been obtained by conference visitors who have had access to the trade fair grounds. A visitor who visits a trade fair over a period of many days is counted once a day. Exhibitor, press, service and personnel cards and passes are not counted.

ISF - Istituto di certificazione dati Statistici Fieristici (Italy)

Space

The rented space of a fair is the area effectively occupied by the exhibitors, invoiced and paid at the official price.

The space is divided up in hall space and open-air space and in area rented by Italian and foreign exhibitors.

Areas given free of charge to private exhibitors are not counted.

Exhibitors

An exhibitor with his own stand (direct exhibitor) is one who occupies a stand for his company, receives the invoice and pays it.

Exhibitor figures are divided up in Italian and foreign exhibitors.

A represented firm (indirect exhibitor) does not have a stand of his own, but is present in the stand of a direct exhibitor. He cannot be considered, if he does not pay the official fee for the participation

Visitors

Any person entering a trade fair presenting a ticket or a card proving payment of the entrance fee, or an invitation card with a control slip is considered as a visitor.

Visitors admitted free of charge are counted only, if they give elements for their qualification and identification.

Foreign visitors are counted only, if their identification is possible.

Honorary cards, exhibitor, press and service cards and passes are not counted.

Permanent access cards are counted only once.

OJS (France)

Space

The given figures refer to area (booth space) occupied by exhibitors and co-exhibitors whether it is paid or unpaid.

It corresponds to the number of square meters effectively occupied.

It does not include in this case the area used for features in relation with the theme of the exhibition.

Exhibitors and co-exhibitors

The main exhibitor is the entity contracting directly with the organizer and presents its products/services with its own personnel.

Co-exhibitor is the entity which presents its products/services on the main exhibitor's stand under his trade mark with its own personal.

Visitors

Any person entering the fair / trade show during its official opening hours who presents at control access either a ticket, or a card proving payment on the entrance fee or an invitation card with a numbered control slip is considered as visitor.

A journalist is counted as visitor. Visitors exclude the staff of exhibitors, exhibition centres, services providers and organizers' staff.

An additional visit, to be verified as made on a different day from the first visit is considered as a re-visit.

The visitor whose address is located in another European or third country is considered as foreign visitor.

The figures listed in the Euro Fair Statistics brochure concern the number of total visits: "visitors entries" is the total number of visitors admissions at the fair / trade show during its official opening hours.

DEFINITIONS

RUEF - Russian Union of Exhibitions and Fairs (Russia, Moldavia & Ukraine)

Space

The total rented space includes both hall space and open-air exhibition space rented by domestic and foreign exhibitors.

The rented space is subdivided into national and foreign area in accordance with an exhibitor classification.

Exhibitors

The exhibitor figures include those companies who rented on any terms (paid or free of charge) an individual booth for the full period of an exhibition event and who used their own or employed personnel to promote goods and services. Exhibitors are considered both main and co-exhibitors.

A represented company is one that displays its goods and services on a main exhibitor' booth, without personnel present.

The number of exhibitors may not be added to the number represented firms

Visitors

Visitor figures are determined by an electronic or a non-electronic visitor control, as well as by a number of paid entry tickets and individual invitations collected at the entrance.

Speakers and participants of complimentary events (seminars, conferences, congresses etc.) can be added only if they were registered at the entrance and visited the exhibition event.

Honorary cards, administration personnel, exhibitors and press cards are not counted.

UC CET (Turkey)

Space

The total rented space includes both hall space and open-air space contracted by the exhibitors, and based on the amount of space rented by the individual exhibitors. It includes the space rented for both national and foreign exhibitors.

Exhibitors

Natural and legal persons who exhibit their services and products on a stand assigned by the organizer in accordance with the provisions of contract signed between organizer and exhibitor.

The organizer has to fill and send a form of fair result report whose example shall be determined by the Union together with fair catalogue, a copy of fair contract, insurance policy and a document showing all insurance premium has been paid, the name list of direct or indirect foreign participants for international fairs to the chamber/commodity exchanges to which it has made its fair organizing application. The form includes total participant number, the rate and number of the foreign participants among all participants, distribution of direct or indirect foreign participants according to countries, total stand area allocated to participants, stand area allocated to the foreigners and its rate among total area, the total number of visitors, the rate and number of foreign visitors among all visitors, distribution of foreign visitors according to the countries and general evaluations of the organizer regarding the fair.

Visitors

Visitor numbers are calculated according to the number of tickets sold, number of complimentary tickets or electronic count at the tourniquets.

LOCATIONS OF EVENTS



LISTS OF USED CODES (1/3): Interval year, Admission, Industry sectors

Interval year

1	once a year
2	every other year
3	every 3 years
4	every 4 years
5	every 5 years
6	every 6 years
2x1	2x1 = twice a year
3x1	3x1 = 3 times a year
4x1	4x1 = 4 times a year
blank	not regular or not yet known (first time)

Admission

T	trade (only)
P	public (only)
T/P	trade & public

Industry sectors

1. Agriculture, Forestry, Fishery
2. Food and Beverage, Hospitality
3. Leisure, Hobby, Entertainment
4. Business Services, retail
5. Construction, Infrastructure
6. Travel
7. Security, Fire Safety, Defense
8. Education
9. Energy, Oil, Gas
10. Environmental Protection
11. Printing, Packaging
12. Furniture, Interior design
13. Premium, Household, Gifts, Toys
14. Beauty, Cosmetics
15. Real Estate
16. Automobiles, Motorcycles
17. Chemistry
18. Electronics, Components
19. Engineering, Industrial, Manufacturing, Machines, Instruments, Hardware
20. Aviation, Aerospace
21. IT and Telecommunications
22. Health, Medical Equipment
23. Optics
24. Jewelry, Watch & Accessories
25. Textiles, Apparel, Fashion
26. Transport, Logistics, Maritime
27. General

LISTS OF USED CODES (2/3): List of auditors with their contact details

<p>1 AMASIA Pařikova 362/3 CZ - 190 00 Praha 9 - Vysořany</p>	<p>8 DNV Centro Direzionale Colleoni - Viale Colleoni, 9 - Palazzo Sirio 2 20864 Agrate Brianza (MB), Italia Phone: +39 039 6899905 Fax: +39 039 6899930 e-mail: milan@dnv.com - http://www.dnv.it</p>	<p>15 RussCom IT Systems 8, Aviamotornaya str. 111024 Moscow, Russia Phone: +7 495 925 0433 Fax: +7 495/925 0432 e-mail: audit@auditexpo.ru</p>
<p>2 Artus Consulting Innsbrucker BundesstraÙe 73 5020 Salzburg, Austria Phone: + 43 662 851 287 19 e-mail: c.enzlmueeller@artus.at</p>	<p>9 Ernst & Young LudwigstraÙe 8 D-50667 Kõln, Germany Phone: +49 221 2779 0 Fax: +49 221 2779 550 e-mail: koeln@de.ey.com</p>	<p>16 SFC - Scandinavian Fair Control Slottsgatan 14 55322 Jõnkõping, Sweden Phone: +46 (36) 71 53 56 Fax: +46 (36) 71 27 26 e-mail: info@fairlink.se</p>
<p>3 BDO bdc & Associates Avenida da Republica 50-10^o P-1069-211 Lisbon, Portugal Phone: +351 2 17 99 04 20 Fax: +351 2 17 99 04 39 e-mail: Pedro.Dias@bdo.pt</p>	<p>10 EXPOCERT 166 Rue des Voies du Bois 92700 COLOMBES, France Phone: +33 1 47 84 01 56 Fax: +33 1 47 82 34 19 e-mail: info@expocert.fr</p>	<p>17 Suomen Messutarkastus Lõnnrotinkatu 11 A 00120 Helsinki, Finland Phone: +358 9 2287 7330 Fax: +358 9 645 040</p>
<p>4 BDO LLC 201-203, Kharkivske Road Kyiv, 02121, Ukraine Tel.: +38 (044) 393 26 87, +38 (044) 393 26 88 Fax: +38 (044) 393 26 91 e-mail: bdo@bdo.kiev.ua</p>	<p>11 EXPO'STAT 11 rue Friant 75014 PARIS, France Phone : +33 1 45 42 14 40 Fax: +33 1 53 90 20 15 e-mail : contact@expostat.com</p>	<p>18 TNS Italia Srl TNS Italia S.r.l. Via Bolama 11/3-13 20126 Milano, Italy Tel. (+39) 02.27072.1 www.tns-global.it</p>
<p>5 BDO s.r.o. Olbrachtova 5 CZ - 140 00 Prague 4 Tel: +420 241 046 205 Fax: +420 241 046 220 Mobile: +420 603 803 405 e-mail: ladislav.novak@bdo.cz</p>	<p>12 FKM Littenstrasse 9 D-10179 Berlin, Germany Phone: +49 (30) 2 40 00-0 Fax: +49 (30) 2 40 00-3 40 e-mail: info@fkm.de www.fkm.de</p>	<p>19 TREVOR Revisione e organizzazione contabile Via R.Guardini, 33 - 38100 TRENTO Phone: +39 (046) 182 8492 Fax: +39 (046) 182 9808 e-mail: trevor.tn@trevor.it www.trevor.it</p>
<p>6 CENTREX Albertirsai út 10 H-1101 Budapest, Hungary Phone & Fax: +36 (1) 26 36 368 e-mail: info@centrexstat.org</p>	<p>13 ISF - Istituto di certificazione dei dati Statistici Via Vestri 1 40128 Bologna, Italy Phone: +39 (051) 745 9000 Fax: +39 (051) 745 9007 e-mail: info@isfcert.it</p>	<p>20 Turkey : local Chambers of Commerce Contact UCCET Dumlupınar Bulvarı No:252 (Eskişehir Yolu 9. Km.) 06530 / Ankara, Turkey Phone: +90 (312) 218 22 82 Fax: +90 (312) 218 24 84 e-mail: info@tobb.org.tr</p>
<p>7 Conference of Italian Regions and Autonomous Provinces Viale Aldo Moro, 44 40127 Bologna, Regione Emilia-Romagna, Italy Phone: +39 (051) 527 6534 Fax: +39 (051) 527 6512 e-mail: fquagliariello@regione.emilia-romagna.it</p>	<p>14 MADISON C/ Prociõn, 7 Portal 1 - EDIFICIO AMÉRICA II E-28023 Madrid, Spain Phone : +34 90 260 25 55 website: www.madisonmk.com</p>	

LISTS OF USED CODES (3/3): List of organizers

1	A ve A Fuarçılık Org. ve Tic. Ltd. Şti.	48	Associazione IDEABIELLA	95	COMITE DE COORDINATION DES COLLECTIVITES CCC
2	A.N.C.I. SERVIZI S.r.l.	49	ASSOMAC SERVIZI S.r.l.	96	COMITE DES FETES, FOIRE ET SALONS DE LA ROCHELLE
3	A3 COMMUNICATION SARL	50	ASSOSERVIZI Biella S.R.L.	97	COMMUNAUTE URBAINE D'ALENCON
4	AAEVENT	51	Atlas Uluslararası Fuarçılık Reklam Org. Ltd. Şti	98	COMMUNICA ORGANISATION
5	ACAUP ASSOCIATION	52	AUXERRE CONGREXPO	99	COMPAGNIE DU NOUVEL ART DE VIVRE (GROUPE COMEXPOSIUM)
6	ADG Fuarçılık Ltd. Şti.	53	Bashkir Exhibition Company, Ltd.	100	Comune di Alba
7	ADHESION GROUP	54	Batı Akdeniz Fuarçılık ve Org Ltd. Şti	101	Comune di Bra - Slow Food Italia
8	AFAG Messen und Ausstellungen GmbH	55	bbg Betriebsberatungs GmbH	102	CONGRÈS ET EXPOSITIONS DE BORDEAUX
9	AFFIF	56	BEAUTEAM	103	Congress und Messe Innsbruck
10	AFT Fuarçılık Org. ve Tan. Ltd. Şti	57	Bilbao Exhibition Centre/BEC	104	Conseil National des Professions de l'Automobile (CNPA) - Midi Pyrénées
11	AGEN EXPO CONGRES	58	Bileşim Yay.Fuar ve Tan. Hizm. A.Ş.	105	Consorcio pro Ferias y Exposiciones FIMO
12	AGENCE B.E.C.	59	BIRP - GROUPE SOLUTIONS	106	COSMIT S.p.A.
13	Agoras Fuarçılık Hizmetleri Ltd. Şti.	60	blickfang GmbH	107	Cosmofarma S.r.l.
14	AIMPES Servizi S.r.l.	61	BolognaFiere S.p.a.	108	COULISSES BOURGES
15	Ajansasya Fuarçılık Org. Ltd. Şti.	62	Boyut Fuarçılık Hizmet. Org. Ltd. Şti	109	Cremona Fiere S.p.A.
16	Akare Fuarçılık Ltd.Şti	63	Brixia Expo - Fiera di Brescia S.p.A.	110	CRJP CONSEIL
17	Akdeniz Reklamcılık ve Tanıtım Hizmetleri A.Ş.	64	Brno Trade Fairs	111	Çukurova Fuarçılık A.Ş.
18	Akort Tanıtım Organizasyon ve Fuarçılık Ltd. Şti.	65	BUREAU HORTICOLE REGIONAL PAYS DE LOIRE/SALON DU VEGETAL	112	CXPM WILSON
19	Aktif Fuarçılık Ltd. Şti.	66	C' Chemnitzer Veranstaltungszentren GmbH/o Messe Chemnitz	113	CYF Fuarçılık Ltd. Şti.
20	Alfa-Demuth	67	CAEN EXPO CONGRES SAEM	114	DDB LIVE
21	ALL IN DREAM SARL	68	Camera Moda Srl	115	Demos Fuarçılık ve Org. Ltd. Şti.
22	All-Russian Exhibition Centre State Joint-Stock Company, Open JSC (GAO VVC)	69	CAPEB POITOU CHARENTES	116	Detay Fuarçılık Org. Ve Tanıtım Hizmet. Ltd.Şti
23	ALPEXPO	70	CAPEXPO POITIERS	117	Deutsche Messe AG
24	AMA Service GmbH	71	Caravan Club of Sweden	118	DIJON CONGREXPO
25	AMC PROMOTION	72	CARRARAFIERE S.R.L.	119	DLG e.V.
26	Amsterdam RAI	73	CCI DE LA DROME	120	DLG Fuarçılık Ltd.Şti.
27	Anfaş Antalya Fuarçılık İşletme ve Yatırım A.Ş.	74	CENTRE FRANCE EVENEMENTS	121	DLG-Intermarketing
28	ANGERS EXPO CONGRÈS	75	CENTRE HOSPITALIER D'ANGOULEME	122	Doğu Fuar ve Tanıtım Organizasyonları A.Ş.
29	Anteprima - Trend Selection S.r.l.	76	Cesena Fiera S.p.A.	123	DPE
30	APEC	77	CHAMBRE DES METIERS ET DE L'ARTISANAT D'EURE ET LOIRE	124	Dünya Fuar Yapım Ltd. Şti.
31	Ares Fuarçılık Ltd. Şti	78	CHARENTE EXPO SARL	125	DUPLEX AND CO
32	AREZZO FIERE E CONGRESSI SRL	79	CHERCHE MIDI EXPO	126	E Uluslararası Fuar ve Tanıtım Hizmetleri A.Ş.
33	Ariyel Fuarçılık Ltd.Şti	80	CHSC Russia, JSC	127	E Uluslararası Fuar ve Tanıtım Hizmetleri A.Ş.
34	ART Fuar Org.Tic Ltd.Şti.	81	CIMEXPO - MONTLUÇON	128	E Uluslararası Fuar ve Tanıtım Hizmetleri A.Ş.
35	ART PARIS (FILIALE DE FRANCE CONVENTIONS)	82	Clarion Events Deutschland GmbH	129	easyFairs
36	Artenergy publishing	83	CNR Ekspo Fuarçılık A.Ş.	130	easyFairs Deutschland GmbH
37	Artkim Fuarçılık Tic. Ltd. Şti	84	CNR Ekspo Fuarçılık A.Ş.	131	EDI.CER. S.p.A.
38	ARTOIS EXPO - CCI ORGANISATION	85	CNR Ekspo Fuarçılık A.Ş.	132	Edimet S.p.A.
39	ASCONTEX	86	CNR Ekspo Fuarçılık A.Ş.	133	EDINOVA S.R.L.
40	ASDF Fuarçılık Ltd. Şti.	87	CNR Uluslararası Fuarçılık ve Tic. A.Ş.	134	Editalia srl
41	asfc atelier scherer fair consulting gmbh	88	CODE EVENTS	135	Edufairs Fuarçılık Ltd. Şti
42	ASIZ	89	COFAQ	136	EFEM Uluslararası Fuar Org. Hiz. Ltd. Şti.
43	ASOCIACION VIDA SANA	90	COLLOQUIUM PARIS SA	137	EFIM S.p.A.
44	Assaciazione Sapar	91	COLM' ART	138	Efor Ege Fuarçılık Org. Ltd. Şti.
45	ASSOCIATION DU PARC DES EXPOSITIONS DE PAU	92	COLMAR EXPO SA	139	Ege Fuarçılık Org. Rek. ve Yayın Ltd. Şti.
46	ASSOCIATION FOIRE DE LA HAUTE-SAVOIE MONT-BLANC (ROCHEXPO)	93	COMAREG	140	EGEXPO SARL
47	ASSOCIATION MARATHON DE LA ROCHELLE	94	COMEXPOSIUM	141	EICMA S.p.A.

LISTS OF USED CODES (3/3) List of organizers

142 Ekin Fuar A.Ş.
143 Eko Fuarçılık Tic Ltd. Şti.
144 El Correo
145 Elmia
146 EME - Ente Mostre Enologiche
147 Enerji Fuarçılık Org.ve San.Tic. Ltd. Şti.
148 ENJOY MONTEPELLIER SAEML
149 Ente Autonomo Fiere di Foggia
150 Ente Autonomo per le Fiere di Verona
151 Ente Fieristico IDEACOMO
152 Ente Fieristico MIFUR
153 EQUIP AUTO (SAS D'EXPLOITATION) (GROUPE COMEXPOSIUM)
154 Euroexpo Ltd
155 EUROEXPO Messe- und Kongress-GmbH
156 Euroindex
157 EUROPA ORGANISATION
158 EUROPEENNE DE SALONS (GROUPE COMEXPOSIUM)
159 EUROVET
160 EVENT INTERNATIONAL
161 Eventos Motor
162 Eventus Organizasyon Fuarçılık ve Tic A.Ş.
163 Exactus
164 Exhibition Hall «Elektrifikatsiya»
165 EXPO Arad International
166 EXPO CENTER
167 EXPO NANTES
168 Expo Venice
169 EXPOARTECULTURA S.R.L
170 Expocentre JSC
171 Expolink Fuarçılık Org. Tan. Ltd. Şti
172 Expomark Ltd.
173 Expomark Oy
174 EXPONOR
175 Expositam Srl
176 EXPOSIMA (GROUPE COMEXPOSIUM)
177 Expostroy, Ltd.
178 Expo-Volga Ltd
179 Eylül Fuar Org. Sergi ve Panayir Ltd.Şti
180 Fachausstellungen Heckmann GmbH
181 Fachausstellungen Heckmann GmbHBremen
182 Farexpo Ltd
183 FDHPA 17
184 Federlegno-Arredo S.r.l.
185 Feria de Madrid/IFEMA
186 Feria de Valladolid/ Institución Ferial de Castilla y León
187 Feria de Zaragoza
188 Feria internacional de Muestras de Asturias

189 Feria Valencia
190 FIBO Niederlassung derReed Exhibitions Deutschland GmbH
191 Fiera Bolzano
192 Fiera del Levante - Bari
193 Fiera di Forli S.p.A.
194 Fiera di Genova spa
195 Fiera di Vicenza SpA
196 Fiera Milano S.p.a.
197 Fiera Roma Srl
198 Fiere di Parma S.p.A.
199 Figür Fuarçılık Ltd.Şti
200 FIL
201 Finnish Marine Industries Federation Finnboat
202 Fira de Barcelona
203 Fira de Lleida
204 Fira de Mollerussa
205 Fira de Reus
206 FIRENZE FIERA S.P.A.
207 FOIRE DE BERE - CHATEAUBRIANT
208 FOIRE DU DAUPHINÉ - ROMANS
209 FOIRE ECONOMIQUE DE CASTRES
210 FOIRE ET EXPOSITIONS DU GRAND DELTA - AVIGNON
211 FOIRE ET SALONS INTERNATIONAUX DE NANCY
212 FOIRE INTERNATIONALE DE CLERMONT-FERRAND CURNON
213 FOIRE-EXPOSITION DE LIMOGES ET DU LIMOUSIN
214 Fondazione per il Libro, la Musica e la Cultura - G.L. Events
215 Fondazione Torino Musei - Artissima s.r.l.
216 Förlags AB Albinsson & Sjöberg
217 Forum Fuarçılık ve Geliştirme A.Ş.
218 Forza Fuarçılık ve Organizasyon Hizmetleri A.Ş.
219 Freiburg Wirtschaft Touristik undMesse GmbH & Co. KG
220 Frig Fuarçılık ve Org. Hizm. San. Ve Tic. Ltd. Şti.
221 FT Fuarçılık Tan. Org. Hizm. Ltd. Şti.
222 Fundación de Feiras e Exposiciones de ourense /EXPOURENSE
223 GalEXPO
224 Gdansk International Fair
225 GE.FI - Gestione Fiere S.p.A.
226 Gençiz Fuarçılık Org. Ltd. Şti
227 Geo-Christie
228 GFDI Gesellschaft zur Förderungder Dentalindustrie mbH
229 GHM Gesellschaft fürHandwerksmessen mbH
230 GIE OBJECTIF TRANSPORT PUBLIC
231 GL EVENTS - TOULOUSE EXPO
232 GL EVENTS EXHIBITIONS - BREST
233 GL EVENTS EXHIBITIONS - LYON
234 GL EVENTS EXHIBITIONS - NOREXPO
235 GL EVENTS EXHIBITIONS - PARIS

236 GL events Italia S.p.A.
237 Gobierno de Canarias
238 GOBIERNO DE CANTABRIA
239 Goca Fuar Kongre ve Sergi Hizmetleri Ltd. Şti
240 Gospodarsko razstavišče d.o.o.
241 GRAND PAVOIS - LA ROCHELLE
242 GROUPE EXPRESS - ROULARTA - ETUDIANT
243 GROUPE MONITEUR
244 Grup de Motos Clàssiques de Reus
245 Grup Medya Fuarçılık Ltd. Şti.
246 Hamburg Messe und Congress GmbH
247 Hannover Fairs-Interpro Uluslararası Fuarçılık A.Ş.
248 Hannover Messe Ankiros Fuarçılık A.Ş.
249 Hannover Messe Bileşim Fuarçılık A.Ş.
250 Hannover Messe Int. İst. Uluslararası Fuarçılık Ltd. Şti.
251 Hannover Messe Sodeks Fuarçılık A.Ş.
252 Health & Beauty
253 Hem & Villa HB
254 HIGH END SOCIETYMARKETING GMBH
255 HINTE GmbH
256 HKF Fuarçılık A.Ş.
257 HUNGEXPO
258 Husvagnsbranschens Riksförbund
259 IBS EVENT
260 IDF Uluslararası Fuarçılık A.Ş.
261 IFEBA. Institución Ferial de Badajoz
262 İFO İstanbul Fuar Hizmetleri A.Ş.
263 İfor Fuarçılık Ltd. Şti
264 İhlas Fuar Hizmetleri A.Ş.
265 İkon Fuarçılık Hizmetleri Ltd. Şti
266 İMİ Fuarçılık Hizmetleri Ltd.Şti.
267 INCONNECT, İtd
268 İno Uluslararası Fuar Tan. Org. A.Ş.
269 INFOPROMOTIONS - GROUPE SOLUTIONS
270 Institución Ferial de Canarias/ INFECAR
271 Institución Ferial de Tenerife
272 Institución Ferial Villa de Torre Pacheco/IFEPA
273 Intergem Messe GmbH
274 International Plovdiv Fair
275 Interservis
276 İnterteks Uluslararası Fuarçılık A.Ş.
277 İpekyolu Uluslararası Fuarçılık Ltd. Şti.
278 İstanbul Eğitim Fuarları ve Tanıtım Ltd. Şti
279 İstanbul Fuarçılık A.Ş.
280 İstanbul Restate Fuar Org. A.Ş.
281 ITE Expo
282 ITE Llc. Moscow

LISTS OF USED CODES (3/3) List of organizers

283	ITE, Deutsche Messe Rus
284	ITEC FRANCE
285	İTKİB Fuarçılık A.Ş.
286	İZFAŞ İzmir Fuarçılık Hizmet. Kültür ve Sanat İşleri. Tic.A.Ş
287	JBC SARL
288	JNR Fuarçılık Ltd. Şti
289	Jyvaskylä Fair Ltd
290	Kalite Fuarçılık Ltd. Şti
291	Karlsruher Messe- und Kongress-GmbH
292	Kempten Tourismus- und VeranstaltungsserviceAllgäuer Festwoche
293	Kielce Trade Fair
294	Kinold Ausstellungsgesellschaft mbH
295	Klagenfurter Messe
296	Kobi Fuarçılık Tanıtım ve Organizasyon Ltd. Şti.
297	Koelnmesse GmbH
298	KrasnodarEXPO Exbn. Cntr. Ltd.
299	Küre Ajans Rek. Org. Fuar. Tic. Ltd. Şti.
300	Küre Fuarçılık Ticaret Ltd. Şti.
301	Kyiv International Contract Fair
302	LA FERME TROPICALE
303	LA ROCHELLE EVENEMENTS
304	La teja y Castro Viejo SL
305	LA VOIX L'ETUDIANT SA
306	Lahti Fair Ltd.
307	Landesmesse Stuttgart GmbH
308	LAVAL - CCI DE LA MAYENNE - PARC DES EXPOSITIONS DE LAVAL
309	LE MONDE A PARIS (GROUPE COMEXPOSIUM)
310	Leipzig Messe GmbH
311	Leipzig Messe International GmbH
312	Lenexpo JSC
313	Lİ-FE Medya Yayıncılık Reklam. Fuarçılık Org. San.Tic. Ltd. Şti.
314	LILLE GRAND PALAIS
315	Lineapelle S.p.A.
316	Llobregat Ludics
317	Lódz International Fair
318	LOISIRS ET SALONS
319	Longarone Fiere S.r.l.
320	Lublin International Fair
321	LVA EDITIONS
322	M.seventy srl
323	MADE IN STEEL
324	MAG - MannheimerAusstellungsgesellschaft mbH
325	Malatya Belediyesi Fuarçılık Hizmet. Kültür ve Sanat Etkinlik. Tic. A.Ş.
326	MAP SERVICE S.r.l.
327	Marka Fuarçılık Ltd.Şti.
328	Marketing Centre «Expokhleб»
329	Marmara Tanıtım Fuarçılık Org. Rek. ve Tic. Ltd. Şti.

330	Marmaris Fuarçılık Org. Halkla İlişkiler Ltd. Şti.
331	MBA Grup Uluslararası Fuarçılık Ltd. Şti
332	MEDI Expo JSC
333	Medya Fors Fuarçılık Ltd.Şti
334	Mesago Messe Frankfurt GmbH
335	Mesago Messemanagement GmbH
336	Mesago PCIM GmbH
337	Messe Berlin GmbH
338	Messe Congress Graz
339	MESE DRESDEN GmbH
340	Messe Düsseldorf GmbH
341	Messe Erfurt GmbH
342	Messe Essen GmbH
343	Messe Frankfurt Exhibition GmbH
344	MESE FRANKFURT FRANCE S.A.S
345	Messe Frankfurt İstanbul Uluslararası Fuarçılık Ltd. Şti.
346	Messe Husum HWG mbH & Co. KG
347	Messe Lörrach GmbH
348	Messe München GmbH
349	Messe Offenbach GmbH
350	Messe Offenburg-Ortenau GmbH
351	Messe Ried
352	Messe und Congress CentrumHalle Münsterland GmbH
353	Messe- und VeranstaltungsgesellschaftMagdeburg GmbH (MVGM)
354	Messe Wächtersbach GmbH
355	Messe Wels
356	Messe Westfalenhallen Dortmund GmbH
357	Messezentrum Salzburg
358	Metal-Expo JSC
359	METZ EXPO EVENEMENTS
360	MICROPOLIS - PARC DES EXPOSITIONS ET CONGRES DE BESANCON
361	MIDO S.r.l.
362	Miedzynarodowe Centrum Targowe
363	MMI Fuar Hizmetleri Ltd. Şti
364	MOBILITY FOR BUSINESS
365	Mostra d'Oltremare spa
366	MOTOR EVENTS
367	MSK Fuarçılık Ltd. Şti.
368	MULHOUSE EXPO SAEML
369	MunichExpo Veranstaltungen GmbH
370	Muratorexpo
371	MVK - International Exhibition Company, JSC
372	NICEXPO
373	NIORT FOIRE-EXPOSITION
374	NIVEXPO - FOIRES ET SALONS NIVERNAIS MORVAN
375	Nizhegorodskaya Yarmarka All-Russia JSC
376	Nolia

377	NORMAND'EXPO - LE HAVRE
378	North Finland Fair
379	NTSR Fuar ve Gösteri Hizmetleri Ltd. Şti
380	Numera Mässor
381	NürnbergMesse GmbH
382	OMC - Offshore Mediterranean Conference scri
383	Öncü Fuarçılık Tiaet Ltd. Şti.
384	Or.Even
385	Orion Fuarçılık ve Tanıtım Hizmetleri Ltd. Şti.
386	ORLEANS GESTION
387	Ostravské Vystavy
388	OVC Bizon, LLC
389	PadovaFiere
390	Palacio de Exposiciones de Santander
391	Palacio de Ferias y Congresos MÁLAGA
392	Palacio de Ferias, Congresos y Exposiciones MARBELLA
393	PAP EVENEMENTS SARL
394	Parantez Uluslararası Fuar Yapım Ticaret Ltd. Şti.
395	PARC DES EXPOSITIONS DU PERIGORD
396	PARC EXPO NIMES
397	PARC EXPO RENNES
398	Patika Tanıtım Fuar ve Sergi Org. Hizmet. Ltd. Şti.
399	PEB
400	PERFORMANCE ORGANISATION
401	Permskaya Yarmarka Exhibition Centre Ltd
402	PHARMAGORA - WOLTERS KLUWER FRANCE
403	Piacenza ExpoS.p.A.
404	PITTI IMMAGINE S.R.L.
405	Planner Reed
406	Platform Uluslar arası Fuarçılık A.Ş.
407	Poliproject Exhibitions Ltd
408	Polska Technika Górnica
409	Pozitif Fuarçılık A.Ş.
410	Poznan International Fair
411	PRATOTRADE S.R.L.
412	PRECOM Publicité, Régie, Edition et Communication
413	Premier Expo
414	PREMIERE VISION SA
415	PREMIERE VISION SA - SALON EXPOFIL (Paris)
416	PREMIERE VISION SA - SALON INDIGO (Paris)
417	Primexpo Ltd (ITE Group, Plc)
418	Promoberg - Ente Fiera
419	Promotec spa
420	Promotion Expo Nordic
421	Promunidi Srl
422	Proposte S.r.l.
423	PUBLIPRINT Groupe PROGRES

LISTS OF USED CODES (3/3) List of organizers

424	RAM Regio Ausstellungs GmbH
425	RAM RegioAusstellungs GmbH Erfurt
426	Rassegne S.p.a.
427	RC CONSULTING
428	REAL SOCIEDAD CANINA DE MURCIA
429	REECO GmbHRenewable Energy Exhibition Conference
430	Reed Exhibition Iberia
431	Reed Exhibitions (Russia), ITE LLC Moscow
432	Reed Exhibitions Deutschland GmbH
433	Reed Exhibitions Italia S.r.l.
434	Reed Exhibitions Ltd.
435	REED EXPOSITIONS FRANCE
436	Reed Messe Salzburg
437	Reed Messe Wien
438	REED MIDEM
439	REGIE GAYANT EXPO
440	REGIONE MARCHE ATTIVITÀ FIERISTICHE
441	Rem Fuar Sergi ve Panayır Tanıtım Ltd. Şti.
442	Renkli Fuarçılık Ltd. Şti.
443	RESTEC Exhibition Company JSC
444	Rimini Fiera S.p.A.
445	Riva del Garda Fierecongressi spa
446	RLP-Yarmarka Ltd
447	RNTA Expo
448	ROMEXPO
449	Rönesans Fuarçılık ve Yayıncılık A.Ş.
450	Rostocker Messe- und Stadthallengesellschaft mbH
451	Rotaforte Reklam Fuar Org. Tan. Tic. Ent. A.Ş.
452	Rotaforte Uluslararası Fuarçılık A.Ş.
453	ROUEN EXPO EVENEMENTS
454	Russian Exhibition Company Expodesign Ltd
455	S.A. FORUM DE L'INVESTISSEMENT
456	S.I.TEX S.p.A.
457	Sada Uzmanlık Fuarları Tic.A.Ş.
458	SADECA - NICE
459	SAFI
460	SAFIM Marseille
461	SAFYM
462	SAINT BRIEUC EXPO CONGRES
463	SAINT ETIENNE PARC EXPO
464	SALON INFIRMIER - WOLTERS KLUWER FRANCE
465	Salone Internazionale del Giocattolo S.r.l.
466	SANA Srl
467	SAS EP-PLUS ASSOCIES (INFO)
468	SAVOIEXPO - CHAMBERY
469	SAWO
470	SEAE (Société d'Encouragement à l'Agriculture et à l'Elevage)
471	SecuMedia Verlags GmbH

472	Sedef Sergi Ve Fuar Hiz. San.Tic.A.Ş.
473	SEGEPEX - LORIENT
474	Şehir Uluslararası Fuar Hizmetleri Ltd. Şti
475	Sektörel Fuarçılık Ltd.Şti.
476	SENAF S.r.l.
477	Senexpo Uluslararası Fuarçılık A.Ş.
478	Sentez Uluslararası Fuar Organizasyon A.Ş.
479	SEP EUROPACK (GROUPE COMEXPOSIUM)
480	Sereks Fuarçılık Tanıtım ve Org. Hizmet. Ltd.Şti.
481	Servei de Fires i Congressos/IDI PALMA DE MALLORCA
482	Service- und Verlagsgesellschaft des Bayerischen Baugewerbes mbH
483	Shov Fuarçılık Ltd.Şti
484	SIAE (SALON INTERNATIONAL DE L'AERONAUTIQUE ET DE L'ESPACE)
485	SIAL (GROUPE COMEXPOSIUM)
486	SIBICO International
487	SINE Fuarçılık A.Ş.
488	SIPER - Fiere di Reggio Emilia S.r.l.
489	Slow Food Promozione Srl
490	SNS Fuarçılık Tan. Org. Rek. Yay. San. Tic. Ltd. Şti
491	Sofit-Expo JSC
492	SOGECOS S.p.A.
493	SOUD – Sochi Exhibitions JSC
494	Soysal Fuarçılık Tan. Org. Ltd. Şti.
495	SPACE
496	Spielwarenmesse eG
497	SPORTAIR
498	Start Fuarçılık Rek. Org. San. ve Tic. Ltd. Şti.
499	Stockholmsmässan
500	STRASBOURG EVENEMENTS
501	Survey Fuarçılık Danışmanlık Ltd.Şti.
502	Svensk Dentalhandel-FSD
503	Svenska Läkarsällskapet
504	Svenska Mässan Stiftelse
505	Swedish Exhibition Centre
506	SYNDICAT DES BIOLOGISTES
507	SYPROCAF - SYNDICAT DES PRODUCTEURS DE CADEAUX D'AFFAIRES ET D'OBJETS PUBLICITAIRES
508	Szczecin International Fair
509	Tampere Trade Fairs Ltd
510	Targi Torunskie
511	Targi w Krakowie
512	TAX FREE WORLD ASSOCIATION
513	TERRALIES ASSOCIATION
514	Textilexpo JSC
515	Textilegprom Ltd
516	The Finnish Fair Corporation
517	The Finnish Housing Fair Co-operative organisation
518	TMS Messen - Kongresse -Ausstellungen GmbH

519	TOURS EVENEMENTS - GRAND-HALL - PARC DES EXPOSITIONS
520	TR 83 Fuarçılık A.Ş.
521	TROYES EXPO
522	TTG Italia S.p.A.
523	Tunajans Reklam ve Uluslararası Fuar Hiz. Ltd. Şti.
524	Tureks Fuarçılık Ltd. Şti.
525	Tureks Uluslararası Fuarçılık Ltd. Şti.
526	Tureks Uluslararası Fuarçılık Ltd. Şti.
527	Türk Dış Hekimleri Birliği Fuar ve Org. Ltd. Şti.
528	Türkel Fuarçılık A.Ş.
529	Turku Fair Center Ltd
530	Tüyap Adana Fuarçılık A.Ş.
531	Tüyap Bursa Fuarçılık A.Ş.
532	Tüyap Fuarçılık A.Ş.
533	Tüyap Konya Fuarçılık A.Ş.
534	Tüyap Tüm Fuarçılık Yapım A.Ş.
535	UCIA EXPOS SAS - CHALONS-EN-CHAMPAGNE
536	UNACOMA SERVICE Surl
537	UNION DES CHOCOLATIERS - POITOU-CHARENTE
538	Vakıf Fuarçılık Rek. Yay. Tanıtım Org. Tic. Ltd. Şti.
539	Valenza Expo Evets s.r.l.
540	Västra Kennelklubben
541	VDAVerlags- und Messegesellschaft mbH
542	VERDUN EXPO MEUSE
543	Verein Deutscher Werkzeugmaschinen-fabriken e.V. (VDW)
544	VERONAFIERE
545	Vi i villa
546	VIGNERONS INDEPENDANTS D'AQUITAINE (FEDERATION)
547	VIGNERONS INDEPENDANTS DE FRANCE
548	VIGNERONS INDEPENDANTS PROVENCE ALPES COTE D' AZUR (FEDERATION) (FRVI PACA)
549	Villa Erba S.p.A.
550	VINEXPO
551	VITRUM S.r.l.
552	VNU Exhibitions Europe
553	V-Trade Exhibitions
554	Vystaviste Ceske Budejovice
555	Warsaw Exhibition Board
556	Werbe- und Vertriebsgesellschaft Deutscher Apotheker mbH
557	WFB Wirtschaftsförderung Bremen GmbH Geschäftsbereich MESSE BREMEN & ÖVB-Arena
558	WSN DEVELOPPEMENT
559	Yağmur Fuarçılık Yayıncılık Tanıtım Hizmetleri Ltd. Şti.
560	Yapı Endüstri Merkezi A.Ş.
561	YEM Fuarçılık A.Ş.
562	Zagrebački Holding - Podružnica Zagrebački velesajam
563	ZED Fuarçılık Limited Şti.
564	ZIAD Bielsko Biala

CITIES WITH EVENTS IN 2011, BY COUNTRY

page n°

Austria	
Graz (A).....	34
Innsbruck (A).....	36
Klagenfurt (A).....	45
Ried (A).....	67
Salzburg (A).....	68
Wels (A).....	75
Wien (A).....	75
Bulgaria	
Plovdiv (BG).....	64
Croatia	
Zagreb (HR).....	75
Czech Republic	
Brno (CZ).....	26
Ceské Budejovice (CZ).....	29
Ostrava (CZ).....	59
Finland	
Helsinki (SF).....	35
Hyvinkää (SF).....	36
Jyväskylä (SF).....	43
Kokkola (SF).....	45
Kuopio (SF).....	46
Lahti (SF).....	47
Mäntylharju (SF).....	52
Oulu (SF).....	60
Rovaniemi (SF).....	68
Tampere (SF).....	71
Tornio (SF).....	71
Turku (SF).....	73
France	
Agen (F).....	20
Alberville (F).....	20
Alençon (F).....	20
Amiens (F).....	20
Angers (F).....	21
Angoulême (F).....	21
Arras (F).....	22
Autun (F).....	22
Auxerre (F).....	23
Avignon (F).....	23
Besançon (F).....	24
Biarritz (F).....	24
Bordeaux (F).....	25
Bourg en Bresse (F).....	25
Bourges (F).....	25
Brest (F).....	26
Caen (F).....	28
Cannes (F).....	28
Castres (F).....	28

Cergy Pontoise (F).....	28
Chalon sur Saône (F).....	29
Chalons en Champagne (F).....	29
Chambéry (F).....	29
Chartres (F).....	29
Chateaubriant (F).....	29
Chatellerault (F).....	29
Cherbourg (F).....	29
Clermont Ferrand (F).....	29
Colmar (F).....	30
Dijon (F).....	30
Douai (F).....	31
Dreux (F).....	31
Fougères (F).....	33
Grenoble (F).....	34
La Ciotat (F).....	47
La Roche-sur-Foron (F).....	47
La Rochelle (F).....	47
Laval (F).....	47
Le Havre (F).....	47
Le Mans (F).....	47
Le Touquet.....	48
Lille (F).....	48
Limoges (F).....	49
Lons le Saunier (F).....	50
Lorient (F).....	50
Lyon (F).....	50
Mâcon (F).....	51
Marcq en Baroeul (F).....	52
Marne la Vallée (F).....	52
Marseille (F).....	53
Metz (F).....	53
Montluçon (F).....	55
Montpellier (F).....	55
Mulhouse (F).....	57
Nancy (F).....	57
Nantes (F).....	57
Nevers (F).....	58
Nice (F).....	58
Nîmes (F).....	58
Niort (F).....	58
Orléans (F).....	59
Paris (F).....	60
Pau (F).....	64
Périgueux (F).....	64
Perpignan (F).....	64
Poitiers (F).....	64
Pontarlier (F).....	65
Quimper (F).....	66
Reims (F).....	66
Rennes (F).....	67
Romans (F).....	67

Rouen (F).....	67
Saint Briec (F).....	68
Saint Etienne (F).....	68
Saint Mâlo (F).....	68
Strasbourg (F).....	70
Tarbes (F).....	71
Toulouse (F).....	72
Tours (F).....	72
Troyes (F).....	73
Valence (F).....	73
Vannes (F).....	74
Verdun (F).....	74
Vertou (F).....	74
Germany	
Augsburg (G).....	22
Bad Salzuflen (G).....	23
Berlin (G).....	24
Bremen (G).....	26
Chemnitz (G).....	29
Dortmund (G).....	30
Dresden (G).....	31
Düsseldorf (G).....	31
Erfurt (G).....	32
Essen (G).....	32
Feuchtwangen (D).....	32
Frankfurt/Main (D).....	33
Hamburg (G).....	35
Hanover (G).....	35
Husum (G).....	36
Idar-Oberstein (G).....	36
Karlsruhe (G).....	43
Kempten (G).....	43
Köln / Cologne (G).....	45
Landshut (D).....	47
Leipzig (G).....	48
Lörrach (G).....	50
Magdeburg (G).....	52
Mainz (G).....	52
Mannheim (G).....	52
München / Munich.....	57
Münster (G).....	57
Nürnberg / Nuremberg (G).....	58
Offenbach (G).....	59
Offenburg (G).....	59
Rostock (G).....	67
Stuttgart (G).....	70
Wächtersbach (G).....	74
Hungary	
Budapest (H).....	27
Debrecen (H).....	30

Italy	
Alba (I).....	20
Ancona (I).....	20
Arezzo (I).....	22
Bari (I).....	24
Bergamo (I).....	24
Bologna (I).....	25
Bozano (I).....	25
Bra (I).....	25
Brescia (I).....	26
Carrara Marina (I).....	28
Cernobbio (I).....	28
Cesena (I).....	29
Cremona (I).....	30
Firenze (I).....	32
Foggia (I).....	32
Forlì (I).....	32
Genova (I).....	34
Longarone (I).....	50
Lucca (I).....	50
Milano (I).....	53
Montichiari (I).....	55
Napoli (I).....	58
Padova (I).....	60
Parma (I).....	64
Piacenza (I).....	64
Pordenone (I).....	65
Ravenna (I).....	66
Reggio Emilia (I).....	66
Rimini (I).....	67
Riva del Garda (I).....	67
Roma (I).....	67
Torino (I).....	71
Valenza (I).....	74
Venezia (I).....	74
Verona (I).....	74
Vicenza (I).....	74
Moldavia	
Chisinau (MD).....	29
Poland	
Bielsko Biala (PL).....	24
Bydgoszcz (PL).....	28
Gdansk (PL).....	33
Gdynia (PL).....	34
Katowice (PL).....	43
Kielce (PL).....	44
Kraków (PL).....	46
Leszno-Wilkowice (PL).....	48
Lódz (PL).....	49
Lublin (PL).....	50
Ostróda (PL).....	60

Poznan (PL).....	65
Steszew (PL).....	69
Szczecin (PL).....	71
Torun (PL).....	72
Warsaw (PL).....	74
Wisla (PL).....	75
Wroclaw (PL).....	75
Portugal	
Braga (P).....	25
Lisbon (P).....	49
Porto (P).....	65
Romania	
Arad (RO).....	22
Bucharest (RO).....	27
Ciuj (RO).....	29
Russia	
Ekaterinburg (RU).....	31
Krasnodar (RU).....	46
Moscow (RU).....	55
Nizhny Novgorod (RU).....	58
Perm (RU).....	64
Samara (RU).....	68
Saratov (RU).....	69
Sochi (RU).....	69
St. Petersburg (RU).....	69
Ufa (RU).....	73
Slovak Republic	
Trencin (SK).....	72
Slovenia	
Ljubljana (SI).....	49
Spain	
Badajoz (E).....	23
Barcelona (E).....	23
Bilbao (E).....	24
Ferrol (a coruña) (E).....	32
Gijón (E).....	34
Las Palmas de Gran Canaria (E).....	47
Lleida (E).....	49
Madrid (E).....	51
Malaga (E).....	52
Marbella (E).....	52
Mollerussa (lleida) (E).....	55
Ourense (E).....	60
Palma de mallorca (E).....	60
Reus (tarragona) (E).....	67
Santa Cruz de Tenerife (E).....	68
Santander (E).....	69
Torrepacheco (E).....	71
Valencia (E).....	73

Valladolid (E).....	74
Zaragoza (E).....	75
Sweden	
Gothenburg (S).....	34
Jönköping (S).....	43
Malmö (S).....	52
Stockholm (S).....	69
Sundsvall (S).....	71
The Netherlands	
Amsterdam (NL).....	20
s-Hertogenbosch (NL).....	69
Utrecht (NL).....	73
Turkey	
Adana (TR).....	20
Afyonkarahisar (TR).....	20
Ankara (TR).....	21
Antalya (TR).....	22
Balıkesir (TR).....	23
Bursa (TR).....	27
Çanakkale (TR).....	28
Çorum (TR).....	30
Denizli (TR).....	30
Diyarbakır (TR).....	30
Edirne (TR).....	31
Erzurum (TR).....	32
Eskişehir (TR).....	32
Gaziantep (TR).....	33
Giresun (TR).....	34
Isparta (TR).....	36
Istanbul (TR).....	37
Izmir (TR).....	42
Kayseri (TR).....	43
Kırklareli (TR).....	45
Konya (TR).....	45
Kütahya (TR).....	46
Malatya (TR).....	52
Manisa (TR).....	52
Mersin (TR).....	53
Muşla (TR).....	57
Ordu (TR).....	59
Samsun (TR).....	68
Tekirdağ (TR).....	71
Tokat (TR).....	71
Trabzon (TR).....	72
Van (TR).....	74
Yozgat (TR).....	75
Ukraine	
Kiev (UA).....	45
Kyiv (UA).....	46
Lviv (UA).....	50

2011 EVENTS BY CITY

	Interval Year	Opening date	Closing date	Space				Exhibitors				Visitors				Organizer	Auditor	Industry sector		
				Rented Space (sq.m)				Exhibitors with their own stands		Represented firms		Admission for Trade/Public								
				Total	Halls		Open air		from ... countries	Total	Foreign				Total				Foreign	
					Total	Foreign	Total	Foreign				Total	Foreign	Total						Foreign
Adana (TR)																				
Adana 4. Automation, Electric-Electronic, Energy Production And Distribution Fair	1	26/5	29/5	872	872	0				39	0			T/P	13 400	350	530	20	18	
Adana 5th Construction 2011	1	17/2	20/2	4 412	4 412	0				116	0			T/P	38 230	962	530	20	19	
Adana Agriculture Fair 2011	1	19/10	23/10	11 972	11 972	0				216	0			T/P	112 000	1 180	530	20	1	
Adana Furniture - Decoration Fair 2011	1	5/10	9/10	9 617	9 617	0				94	0			T/P	42 120	358	530,111	20	18	
Adana Greenhouse-Garden Fair 2011	1	19/10	23/10	4 557	4 557	0				134	0			T/P	112 000	1 180	530	20	1	
Çukurova 4th Autoshow Fair 2011	1	26/4	1/5	7 236	7 236	0				66	0			T/P	94 200	0	530	20	16	
Çukurova 4th Manufacturing Technologies Fair 2011	1	26/5	29/5	2 048	2 048	0				58	0			T/P	13 400	350	530	20	19	
Çukurova Food / Food Tech Fair 2011	1	6/4	10/4	3 780	3 780	0				122	0			T/P	33 250	833	530	20	2	
DLG - OCP Field Days 2011	1	5/5	8/5	2 100	2 100	87				123	4			T/P	25 000	2 500	120	20	1	
Edufairs Turkey	1	22/11	22/11	600	600	480				25	20			T/P	500	0	135	20	8	
IEFT Education Fairs Of Turkey	1	25/3	25/3	200	200	185				34	31			T/P	900	0	278	20	8	
IHS 2011	1	17/2	20/2	1 486	1 486	0				42	0			T/P	38 230	962	530	20	5	
Packaging - Plastic - Rubber Fair 2011	1	6/4	10/4	830	830	0				30	0			T/P	33 250	833	530	20	11	
Printing And Advertising Fair 2011	1	6/4	10/4	794	794	0				40	0			T/P	33 250	833	530	20	11	
Afyonkarahisar (TR)																				
16th Afyonkarahisar Victory Fair	1	25/8	30/8	4 785	4 785	0				91	0			T/P	68 728	0	34	20	27	
Agen (F)																				
FOIRE EXPOSITION D'AGEN	1	10/9	18/9	10 030	3 039		6 991			143				P	34 671		11	11	27	
JOURNEES BIEN ETRE	1	18/11	21/11	899	899					113				P	6 484		11	11	14	
PRINTEMPS DE LA MAISON	1	25/3	27/3	2 997	2 997					117				P	6 071		11	11	12	
Alba (I)																				
Fiera Internazionale del tartufo bianco d'Alba	1	8/10	3/11	1 502			1 502			80		100		T/P	75 000	35 000	100	7	1	
Albertville (F)																				
HOTELLERIE ET METIERS DE BOUCHE	2	4/11	7/11	4 657	4 352	29	305		3	173	3	77		T	10 503	33	468	11	2	
Alençon (F)																				
ORNEXPO - FOIRE EXPOSITION	1	23/2	28/2	10 516	6 493	60	4 023		1	240	2	240	2	P	23 600		97	11	27	
Amiens (F)																				
AMENAGO	1	14/10	16/10	1 208	1 208					61				P	4 522		234	11	12	
Amsterdam (NL)																				
AutoRAI 2011	2	15/4	23/4	38 942	38 942	90				136	2			P	270 348		26	9	16	
AutovakRAI 2011	2	28/3	31/3	10 598	10 598	631				136	10			T	21 581		26	9	16	
FietsVAK 2011	1	23/1	25/1	7 100	7 100	480				135	16			T	6 594	415	26	9	3	
Fleet Management Expo 2011	1	24/11	24/11	924	924	50				42	3			T	561		26	9	16	
Horecava 2011	1	10/1	13/1	25 999	25 999	1 253				560	69			T	51 220	2 339	26	9	2	
Huishoudbeurs 2011	1	12/2	20/2	18 030	18 030	324				392	15			P	226 614		26	9	13	
METS 2011	1	15/11	17/11	21 442	21 442	18 166				1 173	1 019			T	19 323	11 256	26	9	26	
Negenmaandenbeurs 2011	1	16/2	20/2	7 370	7 370	203				159	10			P	incl. in Huishoudbeurs		26	9	13	
ReMaTec 2011	2	19/6	21/6	3 726	3 726	2 309				156	122			T	2 726	1 861	26	9	19	
Safety & Security Amsterdam 2011	2	15/3	17/3	5 872	5 872	319				176	14			T	9 089		26	9	7	
Super Yacht Pavilion 2011	1	15/11	17/11	2 169	2 169	1 440				166	113			T	incl. in METS		26	9	26	
Taxi Expo 2011	1	2/12	3/12	2 644	2 644	81				44	1			T	2 064		26	9	16	
Ancona (I)																				
71th International FISHING Fair	1	27/5	29/5	4 500	3 520	980				16	90	16	31	23	T	6 829	298	440	7	1

2011 EVENTS BY CITY

	Interval Year	Opening date	Closing date	Space				Exhibitors				Visitors				Organizer	Auditor	Industry sector	
				Rented Space (sq.m)				Exhibitors with their own stands		Represented firms		Admission for Trade/Public							
				Total	Halls		Open air		from ... countries	Total	Foreign	Total	Foreign	Total	Foreign				Total
	Total	Foreign	Total	Foreign															
Angers (F)																			
ALTERNATIV CARRIERES	1	8/4	9/4	277	277					38				P	1 873		412	11	8
ANTIQUAIRES	1	21/10	24/10	1 651	1 651	27			1	84	1			P	4 842		28	11	3
BROC ET PUCES PAYS DE LA LOIRE	1	12/3	13/3	2 780	2 593		187			159				P	6 811		28	11	3
FOIRE EXPOSITION DE L'ANJOU	1	23/4	1/5	22 816	10 125	312			9	460	10			P	76 836		28	11	27
HABITAT IMMOBILIER	1	16/9	19/9	8 559	7 166		1 393			324				P	21 448		28	11	12
MAISON BOIS	1	14/10	17/10	4 914	4 866	285	48		6	247	21			P	17 338		28	11	12
SIVAL	1	11/1	13/1	12 880	12 880	545			6	461	27			T	18 363	248	28	11	1
VEGETAL	1	15/2	17/2	12 312	12 312	3 344			13	635	195			T	16 103	680	65	11	1
VINS DE LOIRE	1	30/1	1/2	6 003	6 003				2	586				T	9 461	1 207	28	11	2
VINS ET GASTRONOMIE	1	26/11	28/11	1 208	1 208					116				P	12 057		400	11	2
Angoulême (F)																			
ENERGIES ET ECO-HABITAT	1	19/2	21/2	720	720					38				P	2 217		232	11	12
FOIRE EXPOSITION	1	15/4	18/4	16 500	6 500		10 000			184		184		P	10 423		78	11	27
JOURNEE DE GERONTOLOGIE DE L'ANGOUMOIS	1	17/11	17/11	200	200					8				P	302		75	11	22
VINS ET GASTRONOMIE	1	19/2	21/2	379	379					37				P	1 398		232	11	2
Ankara (TR)																			
24th International Yapi/Turkeybuild 2011 Ankara Fair	1	22/9	25/9	4 004	4 004	45				160	2			T/P	27 708	752	561	20	5
30th Book And Culture Fair	1	7/8	26/8	606	606	0				56	0			T/P	60 000	300	538	20	8
3rd Provincial Culture and Tourism Fair	1	21/10	26/10	1 752	1 752	204				69	9			T/P	10 250	550	217	20	13
5th Municipality and Environment 2011	1	24/3	27/3	5 800	5 800	0				83	0			T/P	2 900	0	268	20	10
5th Yapidecor Ankara 2011	1	7/4	10/4	6 235	6 235	0				197	0			T/P	25 212	97	113	20	5
6th International Food And Food Technologies Fair	1	24/11	27/11	2 373	2 373	0				91	0			T/P	19 800	210	268	20	2
8th Countries Handicraft And Gift Goods Fair	1	25/11	4/12	2 500	2 500	700				134	51			T/P	48 300	1 010	441	20	13
Agrotec'2011 15th International Agriculture Fair	1	8/9	11/9	10 890	10 890	0				122	0			T/P	34 000	590	268	20	1
Akare Foreign Universities and Language Schools Fairs	1	23/8	23/8	784	784	435				36	20			T/P	1 004	6	16	20	8
Akare Study Abroad Fairs	1	5/4	5/4	1 151	1 151	874				79	60			T/P	2 134	4	16	20	8
Akare Study Abroad Fairs	1	13/10	13/10	1 010	1 010	829				95	78			T/P	2 618	4	16	20	8
Ankamob 2011 Ankara Furniture Fair	1	9/3	13/3	9 000	9 000	0				87	0			T/P	17 000	56	409	20	12
Arts&Crafts - Ankara 16th Arts & Handicrafts Fair	1	9/12	18/12	1 902	1 902	226				144	13			T/P	43 600	2 500	217	20	13
Book Fair	1	25/3	4/4	1 950	1 950	0				101	0			T/P	80 000	0	179	20	8
Educatürk Education Fair	1	30/3	30/3	825	825	734				35	31			T/P	420	0	62	20	8
Edufairs Turkey	1	8/5	8/5	700	700	560				28	23			T/P	500	0	135	20	8
Edufairs Turkey	1	20/11	20/11	700	700	560				35	25			T/P	900	0	135	20	8
Eurasia Rail Rolling Stock, Infrastructure and Logistics Exhibition	1	2/3	5/3	3 448	3 448	1 180				116	40			T/P	5 286	1 955	528	20	19
Furniture Decoration Fair 2011	1	6/4	10/4	9 600	9 600	0				120	0			T/P	39 500	4 250	1	20	12
Furniture Decoration Fair 2011 Of Turkey	1	12/10	16/10	10 880	10 880	0				125	0			T/P	57 850	3 685	1	20	12
IEFT Education Fairs Of Turkey	1	23/3	23/3	600	600	554				19	81			T/P	1 950	0	278	20	8
IEFT Education Fairs Of Turkey	1	16/10	16/10	600	600	546				78	71			T/P	2 200	0	278	20	8
Komatek 2011 12th International Consturction Machinery, Technology And Equipment Trade Fair	1	20/4	24/4	46 420	46 420	4 746				404	14			T/P	31 726	483	457	20	19
SODEX ANKARA	1	10/3	13/3	3 719	3 719	0				123	0			T/P	7 527	54	251	20	5

2011 EVENTS BY CITY

	Interval Year	Opening date	Closing date	Space				Exhibitors				Visitors			Organizer	Auditor	Industry sector		
				Rented Space (sq.m)				Exhibitors with their own stands		Represented firms		Admission for Trade/Public	Total						
				Total	Halls		Open air		from ... countries	Total	Foreign		Total	Foreign				Total	Foreign
	Total	Foreign	Total	Foreign		Total	Foreign	Total	Foreign		Total	Foreign							
Antalya (TR)																			
19.Uluslararası Yapex -Yapı Malzemeleri, İnşaat Teknolojileri ve Yapı Yenileme Fuarı	1	27/10	30/10	6 950	6 950	244					216	22		T/P	26 192	341	17	20	5
28.Ulusal Nefroloji, Hipertansiyon, Diyaliz ve Transplantasyon Kongresi ve Fuar	1	19/10	23/10	324	324	12					29	1		T/P	1 400	20	199	20	22
21.Ulusal Böbrek Hastalıkları Diyaliz ve Transplantasyon Hemşireliği Kongresi ve Fuarı																			
2nd Alanya Tourism - Trade Fair	1	1/12	4/12	2 300	2 300	0					53	0		T/P	12 500	1 500	498	20	2
5.Yapex Seramik & Banyo Fuarı	1	27/10	30/10	1 340	1 340	0					42	0		T/P	26 192	341	17	20	5
8.Yapex Tadilat Fuarı	1	27/10	30/10	1 215	1 215	0					39	0		T/P	26 192	341	17	20	5
8.Yapex Window Fuarı	1	27/10	30/10	910	910	0					28	0		T/P	26 192	341	17	20	5
Akare Study Abroad Fairs	1	30/3	30/3	1 050	1 050	624					37	22		T/P	917	6	16	20	8
Alanya Tourism, Trade and Industry Fair	1	3/2	6/2	2 800	2 800	0					65	0		T/P	16 500	1 000	498	20	27
Anfaş Cityexpo 2011 2nd City Planning And Technologies Exhibition	1	13/4	15/4	4 824	4 824	0					99	0		T/P	9 287	281	27	20	10
Anfaş Food Product - 18.International Trade Exhibition For Food & Beverage	1	16/2	19/2	14 920	14 920	142					258	4		T/P	44 156	1 152	27	20	2
Anfaş Fresh Antalya 2011 - 5th International Market Place For Fruit & Vegetable Trade	1	17/3	19/3	2 724	2 724	246					80	12		T/P	7 482	189	27	20	2
Anfaş Hetex - 3. Health , Spa&Wellness, Thalasso, Thermal And Medical Tourism Exhibition	1	3/3	5/3	1 970	1 970	92					69	5		T/P	5 126	321	27	20	14
Anfaş Hotel Equipment - 22nd International Hospitality Industry Equipments& Decoration Exhibition	1	19/1	22/1	13 379	13 379	42					259	3		T/P	28 212	745	27	20	2
Antalya 1st Higher Education Presentation Days & Education Fair	1	7/4	9/4	1 024	1 024	106					45	5		T/P	38 500	0	218	20	8
Antalya Auto Show 2011 8.Antalya Otomobil, Motosiklet, Yan Sanayi ve Aksesuarları Fuarı	1	11/10	16/10	7 992	7 992	0					52	0		T/P	37 060	0	10	20	16
Florplant . Ornamental Plants And Landspacing Exhibition	1	28/9	1/10	2 089	2 089	256					71	21		T/P	1 868	83	13	20	1
Gold, Silver, Jewellery & Watch Fair	1	16/4	20/4	1 308	1 308	0					57	0		T/P	3 912	63	480	20	24
Growtech Eurasia 2011 - 11st International Horticulture, Agriculture, Floriculture And Technologies Fair	1	1/12	4/12	20 036	20 036	2 019					555	103		T/P	66 324	2 585	379	20	1
Hasyurt Agriculture Fair	1	20/4	23/4	9 000	9 000	0					80	0		T/P	27 000	200	54	20	1
Meat And Milk Products, Breakfast Food Fair	1	31/3	3/4	1 800	1 800	0					70	0		T/P	6 000	480	483	20	2
Pre - Wedding*07-Wedding Preparation Fair	1	10/3	13/3	1 630	1 630	0					58	0		T/P	23 000	0	116	20	2,25
SODEX ANTALYA	1	18/11	20/11	1 620	1 620	15					50	1		T/P	3 149	68	251	20	5
YÖREX 2nd Exposition Of Regional Products	1	28/4	1/5	3 403	3 403	0					129	0		T/P	32 191	904	367	20	2
Arad (RO)																			
AGROMALIM	1	8/9	11/9	12 555	1 319	334	11 236	587	7	221	41			T/P	8 348		165	6	1
AR-MEDICA	1	3/11	5/11	1 415	1 415	68	0	0	3	102	5			T	3 837		165	6	22
Arezzo (I)																			
ORO AREZZO	1	9/4	12/4	4 752		154			4	413	8			T	4 391	816	32	7	24
Arras (F)																			
FOIRE EXPO D'ARRAS	1	26/3	3/4	5 921	2 707	9	3 214		1	118	1	118	1	P	13 188		38	11	27
IMMOBILIER ET HABITAT	1	16/9	18/9	1 314	1 314					79				P	3 060		38	11	15
MARIAGE	1	21/1	23/1	1 191	1 191	36			1	96	2	89	2	P	4 034		38	11	4
REPTILEXPO	2x1	13/11	13/11	538	538	265			7	125	44			P	3 175		302	11	27
TERROIRS ET SAVEURS	1	18/11	20/11	1 624	1 624	72			1	146	5			P	13 114		38	11	2
Augsburg (D)																			
interlift - International Trade Fair for Elevators, Components & Accessories	2	18/10	21/10	18 865	18 865	11 614			32	422	283			T	16 110	7 572	8	12	5,26
RENEXPO® - International Energy trade fair	1	22/9	25/9	5 601	4 679	710	922	40	11	350	43			T	15 136	727	429	12	9
Autun (F)																			
HABITAT ET IMMOBILIER	1	15/4	17/4	442	422		20			39				P	1 031		287	11	15







2011 EVENTS BY CITY

	Interval Year	Opening date	Closing date	Space				Exhibitors				Visitors				Organizer	Auditor	Industry sector	
				Rented Space (sq.m)				Exhibitors with their own stands		Represented firms		Admission for Trade/Public							
				Total	Halls	Open air		from ... countries	Total	Foreign	Total	Foreign	Total	Foreign	Total				Foreign
Auxerre (F)																			
FOIRE EXPOSITION	1	15/9	19/9	3 599	1 541		2 058			96		104		P	14 761		52	11	27
VINS	1	18/3	20/3	540	540	6			1	85	1			P	3 870		74	11	2
Avignon (F)																			
FOIRE PRINTEMPS	1	23/4	1/5	22 894	13 179	39	9 715		2	390	2			P	42 405		210	11	27
Bad Salzungen (D)																			
FMB -The Supplier Show for the Machinery Industry	1	9/11	11/11	7 325	7 313	431	12		8	421	28	14	1	T	3 986	89	82	12	19
ZOW - Annual Fair for Components and Accessories for Furniture and Interior Design	1	14/2	17/2	10 649	10 649	4 298	0		30	482	207	3	3	T	14 425	4 544	82	12	12
Badajoz (E)																			
18ª FERIA DEL MUEBLE Y LA DECORACIÓN	1	7/4	10/4	3 570	2 844	965				56	18			T/P	2 473		261	14	12
21ª FERIA DE LA CAZA, PESCA Y NATURALEZA IBÉRICA-FECIEX	1	15/9	18/9	4 718	2 389	538				72	20			T/P	9 817		261	14	3
FERIA DE LA BELLEZA, COSMÉTICA Y SALUD	1	11/2	13/2	1 456	1 116	102				57	8			T/P	3 022		261	14	14
FERIA DEL CABALLO-ECUEXTRE Y FERIA DEL TORO	1	9/6	12/6	7 406	1 637	360	3 823			63	12	1	1	T/P	4 823		261	14	3
FERIA MULTISECTORIAL DE ESPAÑA Y PORTUGAL	1	24/11	27/11	3 618	3 230	1 425				98	55	16	16	T/P	2 909		261	14	27
XIV FERIA DE LOS MAYORES DE EXTREMADURA	1	10/3	13/3	4 982	577	24				21	1			P			261	14	22
XXI FERIA DE LA INFANCIA Y LA JUVENTUD. IBEROCIO	1	26/12	30/12	4 429	79	26				8	2			P	17 485		261	14	3
Balikesir (TR)																			
Balikesir Agricultural Fair 2011 Agricultural and Stock Forming Fair of Balikesir	1	3/3	6/3	10 000	10 000	150				168	3			T/P	70 000	10	51	20	1
Balikesir Agricultural Greenhouse & Livestock Exhibition	1	28/4	1/5	5 733	5 733	0				199	0			T/P	54 982	98	385	20	1
Barcelona (E)																			
BCN DEGUSTA	1	2/12	4/12	2 050	2 050	178				111	6			T/P	8 064	19	202	14	2
BCN RAIL	2	29/11	2/12	2 979	2 979	542				75	20			T	2 517	182	202	14	5
BIZ Barcelona	2	15/6	16/6	1 456	1 452	64	4			86	3			T/P	9 288	261	202	14	4
CONSTRUMAT	2	16/5	21/5	30 975	30 772	5 488	203	30		637	140			T	49 360	3 253	202	14	5
EQUIPLAST	3	14/11	18/11	10 304	10 304	1 990				159	44			T	5 265	703	202	14	19
EUROSURFAS	3	14/11	18/11	2 113	2 113	288				60	14			T	1 400	157	202	14	5
EXPOHOGAR OTOÑO	1	24/9	27/9	4 498	4 498	290				115	11			T	5 919	120	202	14	12
EXPOHOGAR PRIMAVERA	1	21/1	24/1	3 726	3 726	41				91	3			T	1 854	37	202	14	12
EXPOMINER	1	11/11	13/11	473	473	179				119	50			P	5 114		202	14	19
EXPOQUIMIA	3	14/11	18/11	21 146	21 146	1 778				449	58			T	17 207	888	202	14	19
FESTIVAL DE LA INFÀNCIA	1	27/12	4/1	11 912	11 894	934	18			45	2			P	4 648		202	14	3
FM&BS		28/6	30/6	449	449	36				20	1			T	508	9	202	14	4
FUTURA	1	25/3	26/3	708	708	36				38	3			P	1 395		202	14	8
GRAPHISPAG	4	22/3	26/3	18 275	18 275	1 624				272	35			T	20 643	1 371	202	14	11
MASCOTA	2	1/10	2/10	618	618	64				38	4			T/P	14 959		202	14	3
NIVALIA&OUTDOOR SPORTS	1	4/11	6/11	707	707	135				23	3			P	7 307		202	14	3
OCASIÓN	1	2/12	11/12	11 038	11 038					21				P	5 846		202	14	16
PISCINA BCN - SALÓN INTERNACIONAL DE LA PISCINA	2	18/10	21/10	15 263	15 263	7 383				279	170			T	9 556	3 647	202	14	5
SALÓ DE L'ENSENYAMENT	1	23/3	27/3	6 473	6 473	94				148	5			P	44 288		202	14	8
SALÓN INTERNACIONAL DEL AUTOMÓ	2	12/5	22/5	34 345	20 859	36	13 486	216		85	8			T/P	58 068	51	202	14	16
SALÓN NAUTICO INTERNACIONAL DE BARCELONA	1	5/11	13/11	34 761	34 450	5 495	311	147		416	70			T	10 061	27	202	14	3
SMART CITY EXPO		29/11	2/12	2 980	2 980	174				84	4			T	3 792	400	202	14	1,9
SONIMAGFOTO&MULTIMEDIA	2	23/3	27/3	3 782	3 782	541				76	19			T/P	11 345	111	202	14	21
THE BRANDERY Summer	1	13/7	15/7	2 569	2 569	1 024				106	46			T	7 764	302	202	14	13
THE BRANDERY Winter	1	26/1	28/1	2 791	2 791	1 187				132	48			T	6 118	243	202	14	13
TURISME - SITC	1	7/4	10/4	8 410	8 361	1 200	49			180	48			P	9 329	63	202	14	3

2011 EVENTS BY CITY

	Interval Year	Opening date	Closing date	Space				Exhibitors				Visitors				Organizer	Auditor	Industry sector	
				Rented Space (sq.m)				Exhibitors with their own stands		Represented firms		Admission for Trade/Public							
				Total	Halls		Open air		from ... countries	Total	Foreign				Total				Foreign
					Total	Foreign	Total	Foreign				Total	Foreign						
Bari (I)																			
	1	10/9	18/9	48 305	33 975		14 330			524	143	22		P	274 444		192	13	27
	2	13/10	16/10	19 602	14 638	0	4 964	0		251	44	0	0	T	41 157	1 257	536	7	1
	1	7/4	10/4	20 893	12 898	620	7 995	0		240	40	10	0	T	60 768		192	7	3
Bergamo (I)																			
	2	15/5	17/5	4 100	3 700	200	400	0	n.d.	38	0	0	0	T	1 843	68	418	7	21
Berlin (D)																			
	2	20/9	23/9	12 230	11 752	1 298	478	20	19	354	76			T	15 510	252	337	12	10
	1	9/2	11/2	56 266	56 266	48 646	0		84	2 456	2 215			T	61 410	46 242	337	12	2
	1	9/11	13/11	6 185	6 185	3 021	0		59	537	275			P	38 357		337	12	27
	1	21/1	30/1	48 364	48 364	13 965	0		57	1 634	593			T/P	424 176	12 725	337	12	2
	1	9/3	13/3	89 889	89 548	60 944	341		180	7 402	5 794	3 504	2 937	T/P	127 505	31 749	337	12	6
	1	8/11	9/11	3 501	3 492	112	9		3	203	4	15		T	3 551	124	432	12	4
	2	7/6	9/6	8 071	8 071	1 485	0		22	310	69	12	4	T	7 364	2 192	432	12	4
	2	2/5	5/5	15 133	14 367	2 299	766	110	34	664	176			T	26 607	8 222	337	12	10
Besançon (F)																			
	2	17/9	18/9	12 189	11 725	5	464		1	34	1			P	17 232		360	11	1
	1	10/11	14/11	992	992	24			1	50	2	1		P	4 927		360	11	3
	2	22/10	23/10	6 609	6 609					1				P	4 775		360	11	11
	1	10/12	11/12	3 915	3 915	36			2	193	2	6		P	5 099		360	11	3
	1	12/3	13/3	3 717	3 717	18			1	187	1	4		P	5 295		360	11	3
	1	28/5	5/6	22 860	7 857	220	15 003	163	13	561	19	5		P	115 798		360	11	27
	1	14/10	16/10	6 273	6 273	51			3	263	3	3		P	15 457		360	11	12
	1	18/3	20/3	512	512					38		11		P	1 638		360	11	15
	1	4/11	6/11	725	725					63		5		P	5 071		360	11	4
	1	18/11	20/11	7 514	7 514					77				P	12 097		360	11	27
	1	21/10	23/10	660	660	6			1	104	1			P	7 217		74	11	2
Biarritz (F)																			
	1	6/5	8/5	657	657				2	60				P	4 478		4	11	14
	1	11/2	14/2	603	603					65				P	4 979		232	11	2
Bielsko Biala (PL)																			
	1	13/9	15/9	18 364	11 660	845	6 704	226	19	680	58	215	180	T	8 914		564	6	18
Bilbao (E)																			
	1	16/12	19/12	2 670	1 489	198				152	16			P	4 235		57	14	2
	1	5/5	8/5	2 484	913	26				53	2			P	incl. in EXPOVACACIONES		57	14	25
	2	27/9	30/9	7 142	6 789	1 237				392	75	502	188	T	6 500	441	57	14	11,18,19
	1	14/10	16/10	1 971	1 971					136				P			57	14	25
	1	5/5	8/5	5 570	5 570	164				89	9	0		P	incl. in EXPOVACACIONES		57	14	27
	1	4/11	6/11	7 612	2 951	73				17	7	17	7	P	4 298		57	14	3
	1	5/5	8/5	5 242	5 242	234				226	16	272	111	T/P	17 305	20	57	14	3
	1	5/5	8/5	4 072	4 072					15				P	incl. in EXPOVACACIONES		57,144	14	16
	2	23/3	26/3	13 443	13 443	2 096				377	135	189	156	T	16 330	1 487	57	14	19
	1	14/10	16/10	415	415	54				62	16			P			57	14	19
	1	21/10	23/11	3 628	2 504					51				P			57	14	22

2011 EVENTS BY CITY

	Interval Year	Opening date	Closing date	Space						Exhibitors				Visitors				Organizer	Auditor	Industry sector
				Rented Space (sq.m)				Exhibitors with their own stands		Represented firms		Admission for Trade/Public								
				Total	Halls		Open air		from ... countries	Total	Foreign	Total	Foreign	Total	Foreign	Total	Foreign			
	Total	Foreign	Total	Foreign																
Bilbao (E)																				
	1	18/12	9/1	26 357	19 529					62				P	98 515		57	14	3	
	1	25/11	27/11	9 545	5 660	112				112	12			P	13 208		57,161	14	16	
	2	12/4	14/4	1 188	1 188	171				78	12	158	125	T	1 960	221	57	14	3	
	1	27/1	30/1	1 712	1 484	317				73	23			P	12 279		57	14	5	
	2x1	14/5	15/5	3 560	3 560					89				P	2 661		57,316	14	3	
	2x1	17/12	18/12	4 400	4 400	0				110				P	3 792		57,316	14	3	
Bologna (I)																				
	1	28/1	31/1	13 176	13 176	2 312	0	0	n.d.	248	43	0	0	P	30 556	0	61	7	13	
	2	25/2	29/5	61 152	50 992	10 574	10 160	996	n.d.	1 090	287	383	257	T	103 666	18 524	419	7	26	
	1	28/9	2/10	96 511	90 394	21 212	6 117	1 047	n.d.	894	233	40	24	T/P	80 849	24 907	131	7	5	
	1	13/5	15/5	16 061	16 061	3 508	0	0	n.d.	351	21	169	88	T	20 874	1 898	107	7	14	
	1	18/3	21/3	79 634	73 499	30 818	6 135	5 885	n.d.	2 256	1 502	44	22	T/P	177 287	36 076	492	7	14	
	1	28/3	31/3	16 772	16 772	12 996	0	0	n.d.	918	806	263	235	T	16 580	4 898	61	7	8	
	2x1	6/4	8/4	39 772	39 772	7 440	0	0	n.d.	949	254	91	44	T	18 674	6 718	315	7	25	
	2x1	18/10	20/10	41 513	41 513	8 561	0	0	n.d.	1 014	302	103	52	T	20 454	7 933	315	7	25	
	1	3/12	11/12	36 112	35 684	19 564	428	302	n.d.	132	37	12	2	T/P	13 790	58	236	7	26	
	1	5/10	8/10	72 868	53 275	5 556	19 593	3 053	n.d.	909	122	157	76	T/P	80 594	4 514	61	7	5	
	1	8/9	11/9	11 356	11 356	351	0	0	n.d.	268	17	269	21	T/P	20 716	927	466	7	27	
	1	18/10	20/10	6 792	6 792	418	0	0	n.d.	122	21	8	2	T	2 368	931	49	7	25	
	1	18/10	20/10	2 431	2 431	244	0	0	n.d.	63	10	5	2	T	incl. in SIMAC		49	7	25	
	2	12/5	15/5	16 081	16 081	0	0	0	n.d.	541	285	95	74	T	21 460	5 395	326	7	3	
Bolzano (I)																				
	2	1/4	3/4	7 888			0			96	19	36	25	T/P	7 087		191	19	7	
	1	17/10	20/10	11 704			0			421	117	104	26	t	18 200		191	19	2	
	1	22/9	24/9	3 903			0			169	48	25	16	t	7 102		191	19	9	
	1	27/1	30/1	12 680			0		14	397	125	58	21	T/P	40 000		191	19	5	
	1	22/9	24/9	6 361			0			41	12	2	1	t	incl. in Klimaenergy		191	19	10	
	1	13/4	15/4	5 944			0			216	75	35	10	t	5 522		191	19	3	
	2	17/3	20/3	2 824			0			98	27	22	9	T/P	8 753		191	19	5	
Bordeaux (F)																				
	1	18/11	20/11	594	594				1	91		91		P	7 575		234	11	12	
	1	4/11	13/11	47 402	44 862	2 525	2 540		12	931	25	560	275	P	103 605		102	11	12	
	1	28/5	5/6	87 509	41 531	5 845	45 978	788	41	1 569	224	680	352	P	220 505	4 254	102	11	27	
	1	4/2	6/2	3 797	3 797	302			7	102	14	60	30	P	30 270	159	102	11	3	
	1	7/1	9/1	2 066	2 066	46			2	234	5			P	51 080		242	11	8	
	1	4/3	5/3	480	480					37				P	7 780		242	11	8	
	1	28/10	28/10	100	100					12				T	144		12	11	4	
	2x1	10/3	11/3	666	666	6			1	88	1			T	1 072		94	11	4	
	2x1	22/9	23/9	475	475	12			1	70	3			T	849		94	11	4	
	2	19/6	23/6	39 518	39 518	14 078			48	2 154	1 053			T	58 465	23 857	550	11	1	
	1	11/3	13/3	1 629	1 629					268				P	23 161		547	11	1	
Bourg-en-Bresse (F)																				
	1	21/1	23/1	495	495					45				P	2 225		423	11	15	
Bourges (F)																				
	1	11/6	19/6	12 446	3 725	279	8 721		3	308	21			P	52 560		108	11	27	
Bra (I)																				
	2	16/9	19/9	4 866			4 073	793	19	300	54	300	54	T/P	125 200		101	7	3	
Braga (P)																				
	1	31/3	3/4	9 854	1 944	63	7 910	72	1	143	5	0	0	T/P	35 868	13	399	3	1	

2011 EVENTS BY CITY

	Interval Year	Opening date	Closing date	Space					Exhibitors						Visitors				Organizer	Auditor	Industry sector
				Rented Space (sq.m)					Exhibitors with their own stands			Represented firms			Admission for Trade/Public						
				Total	Halls		Open air		from ... countries	Total	Foreign	Total	Foreign	Total	Foreign	Total	Foreign				
					Total	Foreign	Total	Foreign													
Bremen (D)																					
	1	25/2	27/2	3 168	3 168	448	0		9	165	21			P	11 005	220	557	12	3,6		
	1	4/2	6/2	13 098	13 098	1 598	0		10	580	58			P	38 911	2 879	557	12	26		
	1	4/11	6/11	9 455	9 455	72	0		3	81	2			P	22 337		181	12	3,6		
	1	10/9	18/9	18 679	17 583	562	1 096		11	763	16			P	79 972		557	12	27		
	1	12/3	13/3	5 170	5 170	156	0		6	165	7			P	12 402		557	12	3		
	1	4/11	6/11	3 296	3 296	345	0		13	253	26			P	18 110	254	557	12	6		
<i>Note: Visitor attendance determined by a representative poll in the combination of Caravan/Reiselust. Recurring names were permitted.</i>																					
Brescia (I)																					
	1	9/4	12/4	7 803	7 803	709	0	0	n.d.	279	51	341	51	P	30 041	10	63	13	3		
	2	23/3	25/3	9 250	9 250	1 000	0	0	n.d.	196	19	180	70	P	13 497	1 026	323	8	19		
Brest (F)																					
	1	30/9	3/10	5 608	5 608					230				P	9 370		400	11	12		
	1	19/3	21/3	5 418	5 418					188				P	8 720		232	11	12		
	1	12/3	14/3	1 169	1 169					102				P	5 450		232	11	2		
	1	11/11	14/11	4 335	4 335					352				P	41 229		400	11	2		
Brno (CZ)																					
	2	4/6	9/6	21 164	14 325	66	6 839	10	4	188	7	17	0	P	96 000	663	64	5	16		
	1	10/11	13/11	1 389	1 374	518	15	0	7	40	7	0	0	T/P	incl. in SPORT LIFE		64	5	26		
		all year		5 524	423	0	5 101	0	1	198	0	0	0	P	101 089	0	64	5	15		
	1	10/11	13/11	5 123	5 123	144	0	0	4	33	5	0	0	T/P	incl. in SPORT LIFE		64	5	3		
	1	9/12	18/12	3 992	3 851	54	141	0	4	301	7	0	0	P	55 625	0	64	5	27		
	1	24/5	26/5	691	516	92	175	0	5	33	5	0	0	T	incl. in VODOVODY		64	5	10		
	1	10/3	13/3	1 746	1 746	0	0	0	1	67	0	0	0	P	incl. in PRODÍTE		64	5	1		
	1	13/1	16/1	1 922	1 811	198	111	0	11	155	23	15	8	T/P	33 242	498	64	5	6		
	1	12/4	16/4	29 919	11 884	2 145	18 035	510	18	482	105	79	15	T/P	66 326	1 849	64	5	5		
	2	10/5	13/5	9 640	9 333	1 138	307	57	20	131	42	80	47	T	30 935	1 442	64	5	7		
	1	15/2	17/2	3 320	3 320	489	0	0	9	120	23	6	6	T	incl. in STYL I.		64	5	25		
	1	21/8	23/8	3 234	3 234	607	0	0	11	104	25	8	0	T	incl. in STYL I.		64	5	25		
	1	18/10	21/10	3 190	3 179	144	11	0	9	145	11	55	1	T	9 471	583	64	5	22		
	1	12/4	16/4	4 001	4 001	258	0	0	6	102	9	1	0	T/P	incl. in IBF		64	5	12		
	1	3/3	6/3	5 091	5 091	460	0	0	4	96	3	0	0	P	38 818	4	64	5	16		
	1	3/10	7/10	37 701	35 594	7 315	2 107	193	22	1 218	457	245	205	T	79 296	6 601	64	5	19		
	2	23/6	26/6	6 036	2 621	281	3 415	63	10	182	20	8	3	T/P	incl. in PROPET		64	5	3		
	1	25/2	27/2	3 191	3 191	216	0	0	7	81	16	72	45	T	5 126	503	64	5	23		
	2	3/5	6/5	3 668	3 668	110	0	0	7	111	14	9	5	T	5 071	797	64	5	4		
	1	10/3	13/3	2 985	2 985	118	0	0	3	97	9	3	0	P	42 994	255	64	5	27		
	2	24/6	26/6	2 207	979	48	1 228	56	5	137	9	1	0	T/P	45 346	347	64	5	3		
	2	12/5	14/5	2 920	1 783	115	1 137	0	7	88	8	24	7	T	incl. in IDET		64	5	7		
	1	13/1	16/1	5 387	5 383	313	4	0	8	423	74	249	53	T/P	incl. in GO		64	5	6		
	1	12/4	16/4	4 956	4 668	358	288	0	8	149	14	8	1	T	incl. in IBF		64	5	5		
	1	10/11	13/11	8 640	8 595	1 873	45	0	13	285	83	3	0	T/P	43 850	2 745	64	5	3		
	2	17/5	18/5	2 218	2 218	1 724	0	0	16	133	104	0	0	T	1 031	302	64	5	19		
	1	15/2	17/2	4 431	4 431	1 164	0	0	11	259	67	5	3	T	6 572	1 000	64	5	25		
	1	21/8	23/8	4 211	4 211	1 246	0	0	15	223	65	26	11	T	6 572	796	64	5	25		
	2	3/10	7/10	2 418	1 939	399	479	0	10	115	37	14	12	T	incl. in MSV		64	5	26		
	1	12/4	16/4	584	584	66	0	0	2	47	4	1	0	T	incl. in IBF		64	5	15		
	1	12/4	16/4	1 264	104	0	1 160	0	1	22	0	5	5	T	incl. in IBF		64	5	5		
	2	2/3	2/3	973	973	60	0	0	3	60	6	1	1	T	3 428	29	64	5	2		
	1	24/5	26/5	5 512	4 874	160	638	0	10	155	14	0	0	T	6 448	517	64	5	5		
	2	18/10	21/10	10 315	9 829	1 180	486	81	10	213	30	0	0	T	14 089	1 146	64	5	5		

see note

see note

2011 EVENTS BY CITY

	Interval Year	Opening date	Closing date	Space				Exhibitors				Visitors				Organizer	Auditor	Industry sector		
				Rented Space (sq.m)				Exhibitors with their own stands		Represented firms		Admission for Trade/Public								
				Total	Halls		Open air		from ... countries	Total	Foreign	Total	Foreign	Total	Foreign				Total	Foreign
					Total	Foreign	Total	Foreign												
Bucharest (RO)																				
ufi	1	31/8	4/9	2 540	2 162	6 614	378	0	12	109	30			T/P	6 816		448	6	12	
ufi	1	19/10	23/10	18 088	7 321	1 863	10 767	895	21	382	132			T/P	32 654		448	6	1	
ufi	1	31/3	3/4	727	727	89	0	0	6	49	9			T	8 989	0	448	6	22	
ufi	1	5/10	8/10	6 752	6 136	1 882	616	388	17	322	129			T	6 751		448	6	19	
Budapest (H)																				
ufi	1	26/1	29/1	10 002	10 002	1 058	0	0	10	157	27			T/P	19 679	0	257	6	1	
	2	10/11	12/11	2 143	2 143	0	0	0	4	81	4			T/P	incl. in Budatranspack		257	6	16	
	1	19/10	23/10	9 359	8 897	778	462	40	11	345	70			P	34 196		257	6	27	
	1	3/3	3/6	6 039	5 925	64	114	0	3	84	3			T/P	incl. in Travel		257	6	26	
	1	11/3	13/3	4 105	4 065	127	40	0	5	78	6			T/P	29 001		257	6	16	
	2	9/11	11/11	1 339	1 339	94	0	0	6	56	7			T	8 953		257	6	11	
	2	22/11	24/11	913	913	406	0	0	9	70	38			T	957		275	6	17	
ufi	1	5/4	10/4	14 884	12 263	794	2 621	531	14	371	31			T/P	57 725		257	6	5	
	1	17/5	20/5	729	729	409	0	0	9	57	31			T	incl. in Mach-Tech		257	6	18	
	1	17/3	20/3	6 350	6 085	600	265	0	15	230	28			T/P	39 754	2 140	257	6	3	
	1	5/4	10/4	971	971	30	0	0	3	30	2			T/P	incl. in Construma		257	6	12	
	1	11/10	14/10	4 259	4 259	248	0	0	6	131	7			T	10 093		257	6	2	
	1	26/1	29/1	1 079	1 079	63	0	0	3	40	2			T/P	incl. in AGRO+MASHEXPO		257	6	1	
	2	5/4	10/4	5 785	5 084	418	701	102	12	171	26			T/P	incl. in Construma		257	6	5	
ufi	2	17/5	20/5	10 263	10 204	1 141	59	0	10	295	54			T	12 190	662	257	6	19	
	1	5/4	10/4	1 015	963	87	52	0	5	43	5			T/P	incl. in Construma		257	6	10	
	2	9/11	11/11	1 719	1 719	107	0	0	5	61	5			T	incl. in Budatranspack		257	6	11	
	2	9/11	11/11	231	231	52	0	0	5	18	4			T/P	incl. in Budatranspack		257	6	4	
	1	9/11	11/11	969	969	0	0	0	1	21	0			T	incl. in Budatranspack		257	6	4	
	1	18/11	20/11	2 568	2 568	125	0	0	6	59	12			P	12 024		257	6	3	
	1	18/11	20/11	998	998	30	0	0	4	45	3			P	incl. in Snow-Show		257	6	3	
	1	18/11	20/11	2 173	2 082	8	91	0	3	118	2			T/P	incl. in Snow-Show		257	6	2	
	1	3/3	3/6	8 820	8 664	2 135	156	0	29	440	90			T/P	54 809		257	6	6	
	1	26/1	29/1	551	551	30	0	0	4	25	3			T/P	incl. in AGRO+MASHEXPO		257	6	1	
Bursa (TR)																				
	1	9/3	13/3	4 750	4 750	0				72	0			T/P	5 926	176	263	20	12	
	1	24/2	27/2	911	911	0				30	0			T/P	32 279	42	531	20	12	
	1	1/12	4/12	5 302	5 302	0				167	0			T/P	36 162	145	531	20	19	
	1	23/3	27/3	7 865	7 865	0				196	0			T/P	44 782	24	531	20	5	
	1	1/12	4/12	1 262	1 262	0				59	0			T/P	36 162	145	531	20	5	
	1	9/3	13/3	925	925	12				49	0			T/P	141 226	0	531	20	22	
	1	1/12	4/12	2 687	2 687	0				45	0			T/P	36 162	145	531	20	19	
	1	14/9	18/9	3 080	3 080	0				125	0			T/P	166 827	344	531	20	1	
	1	30/6	3/7	3 417	3 417	0				110	0			T/P	14 964	378	531	20	8	
	1	5/3	13/3	4 184	4 184	4				173	1			T/P	230 000	0	531	20	8	
	1	14/9	18/9	38 300	38 300	205				489	8			T/P	166 827	344	531	20	1	
	1	11/4	17/4	9 644	9 644	0				104	0			T/P	122 490	5	531	20	16	
	1	12/5	15/5	409	409	0				33	0			T/P	21 576	94	531	20	16	
	1	24/2	27/2	846	846	0				30	0			T/P	32 279	42	531	20	14	
	1	9/3	13/3	1 465	1 465	0				62	0			T/P	141 226	0	531	20	8	

2011 EVENTS BY CITY

	Interval Year	Opening date	Closing date	Space				Exhibitors				Visitors			Organizer	Auditor	Industry sector		
				Rented Space (sq.m)				Exhibitors with their own stands		Represented firms		Admission for Trade/Public	Total						
				Total	Halls		Open air		from ... countries	Total	Foreign		Total	Foreign				Total	Foreign
	Total	Foreign	Total	Foreign		Total	Foreign	Total	Foreign		Total	Foreign							
Bursa (TR)																			
Bursa Food-Foodtech 2011 (10th)	1	24/2	27/2	1 138	1 138	0				51	0			T/P	32 279	42	531	20	2
Bursa Nature, Hunting 2011 (3rd)	1	2/6	5/6	4 575	4 575	0				208	0			T/P	48 916	46	531	20	3
Bursa Security Systems and Industrial Cleaning and Services Fair	1	12/5	15/5	622	622	0				26	0			T/P	21 576	94	531	20	7
Edufairs Turkey	1	12/5	12/5	600	600	480				25	20			T/P	400	0	135	20	8
ELECO 2011 - 9th Electric, Electronic, Automation, Illumination and Communication Fair and Symposium	1	1/12	4/12	1 818	1 818	0				113	0			T/P	36 162	145	531	20	18
IEFT Education Fairs Of Turkey	1	11/10	11/10	250	250	230				36	33			T/P	900	0	278	20	8
IHS BURSA 2011 6th Heating, Cooling, Air Conditioning and Natural Gas Technologies Fair	1	23/3	27/3	1 676	1 676	12				62	1			T/P	44 782	24	531	20	5
Modelf 2011 Furniture And Decoration Fair	1	3/4	10/4	15 000	15 000	0				170	0			T/P	16 033	374	263	20	12
Modexpo 2011 Furniture And Decoration Fair	1	17/10	23/10	13 000	13 000	0				146	0			T/P	15 826	1 765	263	20	12
Mould Eurasia 2011	1	12/5	15/5	4 350	4 350	81				191	3			T/P	21 576	94	531	20	19
Packaging - Plastic Fair 2011 Bursa 10th Packaging And Plastic Industry And Rubber Fair	1	12/5	15/5	701	701	9				35	1			T/P	21 576	94	531	20	11
UNTEK 2011 2nd Bursa Bakery Technologies, Patisserie and Bakery Equipment Fair	1	24/2	27/2	432	432	0				23	0			T/P	32 279	42	531	20	2
Bydgoszcz (PL)																			
Real Estate Autumn	1	22/10	23/10	425	425	0	0	0	1	52	0			P	free entry		469	6	15
Real Estate Spring	1	19/3	20/3	433	433	0	0	0	1	52	0			P	free entry		469	6	15
Caen (F)																			
FOIRE INTERNATIONALE	1	16/9	26/9	35 377	12 555	684	22 822	16	21	469	35	470	35	P	155 331	1 437	67	11	27
FORME ET BIEN-ETRE	1	27/5	29/5	775	775					104				P	7 380		67	11	14
HABITAT DECO JARDIN	1	18/3	21/3	3 355	3 355					150				P	7 931		67	11	12
L'ETUDIANT	1	21/1	22/1	1 985	1 985	12			1	139	1			P	31 903		242	11	8
L'ETUDIANT	1	2/12	3/12	2 069	2 069	12			1	127	1			P	32 300		242	11	8
PUCES CAENNAISES	1	25/11	27/11	2 796	2 796					170				P	8 608		67	11	3
VINS ET GASTRONOMIE	1	18/3	21/3	1 987	1 987					181				P	14 092		232	11	2
Çanakkale (TR)																			
Biga Agriculture and Stockbreeding Fair	1	16/9	18/9	6 000	6 000	0				45	0			T/P	34 000	120	218	20	1
Cannes (F)																			
IDEF - INTERACTIVE AND DIGITAL FESTIVAL	1	28/6	30/6	6 128	6 128	379			6	81	46			T	3 356	1 049	94	11	21
MAPIC	1	16/11	18/11	8 016	7 625	5 338	391	362	43	683	547			T	8 035	5 215	438	11	15
MARCHE DU FILM	1	11/5	20/5	6 116	6 116	4 729			46	300	260	110	110	T	11 141	9 218	9	11	21
MIDEM	1	23/1	26/1	4 861	4 861	4 129			55	1 661	1 379	1 661	1 379	T	5 990	4 829	438	11	3
MIP TV FEATURING MILIA	1	4/4	7/4	20 250	17 583	15 121	2 667	2 457	57	1 548	1 344			T	11 330	9 639	438	11	21
MIPCOM	1	3/10	6/10	23 166	20 192	18 109	2 974	2 804	62	1 739	1 527			T	12 546	11 107	438	11	3
MIPIM FEATURING MIPIM HORIZONS	1	8/3	11/3	17 247	15 267	12 261	1 980	1 557	61	1 830	1 631			T	18 621	13 913	438	11	15
PLAISANCE CANNES	1	6/9	11/9	69 495	15 099	7 718	54 396	33 261	33	438	216	579	420	P	45 155		435	11	3
TFWA WORLD EXHIBITION	1	18/9	23/9	20 225	20 225	13 238			36	513	343			T	15 484	14 194	512	11	4
Carrara Marina (I)																			
SEATEC / COMPOTEC	1	16/2	18/2	8 295	7 863	432			22	527	72	237	197	T	9 203	460	72	7	3
Castres (F)																			
FOIRE EXPOSITION	1	23/9	2/10	9 995	4 135		5 860			208				P	33 126		209	11	27
LOGIS-EXPO	1	11/3	14/3	1 869	1 769		100			87				P			209	11	12
Cergy-Pontoise (F)																			
L'ETUDIANT	1	21/1	22/1	732	732					41				P	19 663		242	11	8
Cernobbio (I)																			
COMOCREA TEXTILE DESIGN SHOW	1	24/10	25/10	700	700	350	0	0	n.d.	30	15	0	0	P	188	102	549	7	25
PROPOSTE FIERA PRODUTTORI TESSUTO D'ARREDAMENTO E TENDAGGIO	1	4/5	6/5	6 300	6 300	2 400	0	0	n.d.	106	54	0	0	P	6 377	3 884	422	7	12

2011 EVENTS BY CITY

	Interval Year	Opening date	Closing date	Space						Exhibitors				Visitors			Organizer	Auditor	Industry sector
				Rented Space (sq.m)				Exhibitors with their own stands		Represented firms		Admission for Trade/Public	Total						
				Total	Halls		Open air		from ... countries	Total	Foreign		Total	Foreign	Total	Foreign			
	Total	Foreign	Total	Foreign		Total	Foreign	Total	Foreign		Total	Foreign							
Cesena																			
MACFRUIT	1	5/10	7/10	12 266	12 266	630	0	0	n.d.	800	159	0	0	T	22 203	4 953	76	7	1
Ceské Budejovice (CZ)																			
ADVENT FEST	1	2/12	4/12	1 810	1 386	0	424	0	1	132	0	0	0	P	30 888		554	5	27
BEERFESTIVAL	1	3/6	4/6	961	294	0	667	1	3	90	3	0	0	T/P	19 490		554	5	2
BREAD BASKET	1	25/8	30/8	22 441	6 259	137	16 182	318	7	631	28	47	47	T/P	98 117		554	5	1
EDUCATION AND CRAFT 2011	1	23/11	25/11	1 512	1 408	71	104	0	4	157	7	1	1	T/P	16 348		554	5	8
FASHION SHOW 2011	1	20/10	23/10	373	215	10	158	0	3	35	2	2	2	T/P	incl. in HOBBY AUTUMN		554	5	25
HOBBY 2011	1	11/5	15/5	9 240	3 362	40	5 878	211	6	409	18	20	20	P	57 562		554	5	3
HOBBY AUTUMN 2011	1	20/10	23/10	3 364	1 859	10	1 505	72	4	188	8	6	6	T/P	21 045		554	5	3
MOBIL SALON 2011	1	15/4	17/4	10 592	3 128	0	7 464	0	1	70	0	1	1	T/P	12 503		554	5	16
PRESENTATION OF SECONDARY SCHOOL	1	3/12	3/12	86	86	0	0	0	1	19	0	0	0	T/P	incl. in Advent Fest		554	5	8
Chalon sur Saône (F)																			
CITE 71	1	22/9	23/9	1 217	1 092		125			103				P	1 042		287	11	4
HABITAT ET IMMOBILIER	1	11/3	14/3	2 039	1 893		146			143				P	5 728		287	11	12
VINS ET SAVEURS	1	25/11	27/11	462	462					70				P	3 464		287	11	2
Chalons en Champagne (F)																			
ANTIQUITES	1	22/10	23/10	441	441					24				P	1 059		535	11	3
AUTOMOBILE	1	18/3	21/3	9 244	9 244					38				P	8 626		535	11	26
FOIRE EXPOSITION	1	28/8	5/9	59 860	10 710	97	49 150	770		740	16	31		P	215 401	216	535	11	27
GASTRONOMIE - VEHICULE OCCASION	1	18/11	20/11	7 149	7 149					81				P	5 553		535	11	2
HABITAT ET ENVIRONNEMENT	1	11/3	14/3	5 824	5 824					275				P	12 655		535	11	12
MARIAGE	1	15/10	16/10	432	432					36				P	1 571		535	11	4
Chambéry (F)																			
FOIRE EXPOSITION	1	10/9	19/9	18 709	10 027	231	8 682		4	425	16	130		P	80 596		468	11	27
HABITAT ET JARDIN	1	15/4	18/4	10 520	5 668	24	4 852		2	308	3	101		P	20 278		468	11	12
SAVEURS & TERROIRS	1	25/11	27/11	1 916	1 916	81			1	123	8			P	17 822		468	11	2
Chartres (F)																			
ENERGIES ET ECO-HABITAT	1	10/9	12/9	1 176	1 176					59				P	1 665		232	11	10
LES ARTISANALES	1	8/10	11/10	4 824	4 824	9			1	454	1			P	44 624		77	11	27
VINS ET GASTRONOMIE	1	21/10	24/10	2 162	2 162					185				P	18 560		400	11	2
Chateaubriant (F)																			
FOIRE EXPOSITION	1	9/9	12/9	29 101	4 011		25 090			432				P	38 292		207	11	27
Chatellerauld (F)																			
FESTIVAL DU CHOCOLAT ET SPECIALITES DE FRANCE	1	7/10	9/10	637	583		54			48		48		P	10 416		537	11	2
Chemnitz (D)																			
Baumesse Chemnitz - trade fair of construction	1	4/2	6/2	3 047	2 982	30	65		2	216	2	45		P	7 789		66	12	5
Cherbourg (F)																			
VINS ET GASTRONOMIE	1	2/12	4/12	360	360					60				P	3 879		232	11	2
Chisinau (MD)																			
Expovin Moldova	1	16/2	19/2	1 541	1 333	305	208	60	11	92	29	32	12	T	3 950	470	407	15	2
Clemt-Ferrand (F)																			
CARREFOUR NATIONAL DE LA PECHE ET DES LOISIRS	1	14/1	16/1	4 796	4 796	108			4	133	4			P	20 309		74	11	1
FOIRE INTERNATIONALE	1	3/9	12/9	51 646	12 802	282	38 844		16	696	19			P	150 866		212	11	27
HABITAT	1	18/3	21/3	7 783	7 430	9	353		1	302	1			P	38 697		74	11	12
ID CREATIVES	1	20/11	23/11	964	964	63			3	97	6			P	11 764		234	11	3
PANORABOIS	1	21/1	23/1	1 620	1 620					103				P	8 754		140	11	10
TROC INFO	1	19/11	19/11	5 694	5 694					604				P	12 656		467	11	3
VINIDOME-VINIGAST-ALLEES FROMAGERES	1	4/2	7/2	2 913	2 913	27			3	431	3			P	49 166		74	11	2
Ciuj (RO)																			
AGRARIA	1	4/5	8/5	9 214	2 048	562	7 166	741	10	272	44			T/P	21 824		121	6	1

2011 EVENTS BY CITY

	Interval Year	Opening date	Closing date	Space					Exhibitors					Visitors			Organizer	Auditor	Industry sector
				Rented Space (sq.m)					Exhibitors with their own stands			Represented firms		Admission for Trade/Public	Total				
				Total	Halls		Open air		from ... countries	Total	Foreign	Total	Foreign		Total	Foreign			
					Total	Foreign	Total	Foreign						Total					
Colmar (F)																			
FOIRE EXPOSITION	1	5/8	15/8	24 582	10 304	298	14 278	120	5	348	13			P	246 254		92	11	27
SITV	1	11/11	13/11	5 231	5 231	1 251			22	240	75	161	61	P	20 858		92	11	3
Çorum (TR)																			
2nd Furniture - Home Decoration Exhibition	1	16/3	20/3	2 200	2 200	0				36	0			T/P	4 598	0	520	20	12
Çorum Industry, Trade and Employment Exhibition	1	6/7	10/7	1 600	1 600	42				60	4			T/P	50 000	0	525	20	27
Cremona (I)																			
CREMONA MONDOMUSICA	1	30/9	2/10	4 368	4 368	1 788	0	0	n.d.	214	99	114	63	P	8 983	1 601	109	7	3
FIERA INTERNAZIONALE DEL BOVINO DA LATTE, DELLA ZOOTECNIA E DELL'AGRICOLTURA	1	27/10	30/10	26 680	23 209	5 831	3 471	608	n.d.	341	54	76	33	P	38 517	1 095	109	7	1
Debrecen (H)																			
ENERGOEXPO	1	27/9	29/9	235	235	32	0	0	4	16	3			T	1 088	24	553	6	9
FARMEREXPO	1	18/8	21/8	10 605	4 940	32	5 665	30	4	281	4			T/P	28 743	1 562	553	6	1
Denizli (TR)																			
6th Egegaz Denizli Naturel Gas and Technology Fair	1	17/3	20/3	1 630	1 630	0				22	0			T/P	12 500	0	115	20	5
8th DECOYAP Aegean Construction Group Fair	1	17/3	20/3	2 650	2 650	0				34	0			T/P	12 500	0	115	20	5
AEGEANAGRI 7th Aegean Agricultural Greenhouse & Livestock Exhibition	1	23/2	27/2	6 378	6 378	0				193	0			T/P	103 847	274	385	20	1
Kitap Bilişim ve Mesleki Teknik Eğitim Fuarı	1	10/5	12/5	2 521	2 521	0				128	0			T/P	10 000	0	474	20	8
Dijon (F)																			
ANTIQUITES	1	13/5	22/5	1 979	1 979	81			3	103	6			P	10 685		118	11	3
CGNS	1	22/3	23/3	211	211					15				T	383		90	11	22
CITE 21	1	8/12	9/12	1 429	1 429					110				T	2 354		287	11	4
FOIRE DE CHAUMONT	1	6/5	9/5	12 801	1 587		11 214	600	1	217	14	76	20	P	18 155		118	11	27
FOIRE INTERNATIONALE ET GASTRONOMIQUE	1	1/11	13/11	13 722	13 722	881			17	559	31	260	92	P	180 600	1 008	118	11	27
HABITAT ET DEVELOPPEMENT DURABLE	1	10/2	14/2	3 856	3 829		27			217		122	34	P	16 403		118	11	12
IMMO D'OR	1	25/3	27/3	686	686					66				P	1 606		287	11	15
PUCES DIJONNAISES	1	2/9	4/9	1 359	1 359	60			2	81	3			P	4 706		118	11	3
Diyarbakır (TR)																			
Diyarbakır 2. Book Fair 2011	1	17/5	22/5	1 733	1 733	0				86	0			T/P	103 000	45	534	20	8
Diyarbakır 2. Education Fair 2011	1	17/5	22/5	169	169	0				22	0			T/P	103 000	45	534	20	8
Diyarbakır Agriculture-Stock Breeding 2011 Fair	1	13/4	17/4	6 221	6 221	0				173	0			T/P	78 425	202	534	20	1
Middle East 2.Manufacturing Machines and Related Industries Fair 2011	1	30/3	3/4	1 200	1 200	0				65	0			T/P	21 858	124	534	20	19
Middle East 2nd Municipality Necessities Fair 2011	1	13/10	16/10	1 459	1 459	0				36	0			T/P	21 752	165	534	20	10
Middle East 3rd Construction Fair 2011	1	13/10	16/10	4 151	4 151	0				95	0			T/P	21 752	165	534	20	5
Middle East Fashion Fair 2011	1	28/9	2/10	641	641	0				23	0			T/P	11 279	188	534	20	25
Middle East Food-Tech Fair	1	28/9	2/10	554	554	0				22	0			T/P	11 279	188	534	20	2
Middle East Furniture And Decoration Fair	1	28/9	2/10	778	778	0				22	0			T/P	11 279	188	534	20	18
Middle East Furniture Related Industry Fair 2011	1	30/3	3/4	518	518	0				47	0			T/P	21 858	124	534	20	12
Middle East Home Textile Fair	1	6/4	9/4	3 657	3 657	0				74	0			T/P	10 956	470	534	20	12
Middle East Wood Working Machinery Fair 2011	1	30/3	3/4	2 136	2 136	0				64	0			T/P	21 858	124	534	20	1
Dortmund (D)																			
DKM - International Trade Fair for Finance and Insurance Industry	1	25/10	27/10	9 591	9 591	291	0		10	314	18			T	12 902	154	55	12	4
easyFairs SCHÜTTGUT - Trade show for solids technologies in processing industries	1	18/5	19/5	4 860	4 860	357	0		10	284	22			T	3 503	248	130	12	26
ELEKTROTECHNIK - Leading Trade Fair for the Electrical and Electronics Industries	2	14/9	17/9	16 123	16 123	608	0		13	443	22	13	1	T	22 342		356	12	18
Inter-tabac - International trade fair for Tobacco Products and Smoking Accessories	1	23/9	25/9	10 557	10 557	3 107	0		40	303	145	2	1	T	7 994	2 299	356	12	27

2011 EVENTS BY CITY

	Interval Year	Opening date	Closing date	Space				Exhibitors				Visitors				Organizer	Auditor	Industry sector	
				Rented Space (sq.m)				Exhibitors with their own stands		Represented firms		Admission for Trade/Public	Total						
				Total	Halls		Open air		from ... countries	Total	Foreign		Total	Foreign	Total				Foreign
	Total	Foreign	Total	Foreign		Total	Foreign	Total	Foreign		Total	Foreign							
Douai (F)																			
	1	3/9	12/9	9 582	8 017		1 565			253				P	66 769		439	11	27
	1	7/4	10/4	1 235	1 235					61				P	6 201		439	11	12
	1	24/2	27/2	3 943	3 943					15				P			439	11	3
	1	28/1	30/1	865	865					61				P	3 590		439	11	4
	1	29/10	7/11	13 186	13 186					20				P	23 244		439	11	3
Dresden (D)																			
	1	25/3	27/3	1 923	1 923	198	0		8	214	13			P	11 993		339	12	3
	1	14/4	17/4	6 708	6 440	277	268		7	266	14			P	36 647		339	12	27
	1	28/1	30/1	8 661	8 606	1 352	55	16	34	476	131	92	38	P	28 371		518	12	6
	2	27/5	29/5	2 978	2 978	339	0		9	99	14			T	1 364		339	12	4
Dreux (F)																			
	1	4/11	6/11	541	541					33				P	821		400	11	10
Düsseldorf (D)																			
	2	18/10	21/10	57 544	57 134	30 181	410	255	54	1 596	1 073			T	60 105	15 507	340	12	7
	1	18/3	20/3	24 312	24 312	2 668	0		24	605	99			T	47 131	4 053	340	12	14
	1	22/1	30/1	87 530	87 358	41 383	172		61	1 581	693			P	252 441	39 381	340	12	3,26
	1	26/8	4/9	84 010	82 701	17 261	1 309	116	24	504	142			P	178 954	18 790	340	12	3,6
	3	26/2	2/3	107 971	107 924	60 490	47	25	53	2 036	1 127			T	107 273	64 578	340	12	4
	1	6/10	9/10	20 268	20 268	1 664	0		26	473	82	13	2	T	28 097	3 625	556	12	22
	1	16/3	18/3	39 407	39 407	22 606	0		39	849	533			T	22 465	11 727	340	12	25
	1	7/9	9/9	39 725	39 725	22 821	0		39	858	562			T	20 646	10 942	340	12	25
	4	28/6	2/7	42 182	41 659	19 317	523		45	780	430			T	48 703	25 813	340	12	19
	1	7/9	9/9	12 631	12 631	12 607	0		15	439	438			T	5 761	3 226	340	12	25
	1	16/3	18/3	11 495	11 495	11 495	0		15	364	364			T	6 839	3 837	340	12	25
	1	18/1	21/1	13 342	13 342	1 441	0		11	170	34	14	13	T	8 849	609	541	12	3,21
	3	12/5	18/5	174 255	172 939	102 307	1 316	952	59	2 703	1 899			T	165 141	98 259	340	12	11,19
	1	16/11	19/11	127 913	127 697	76 081	216		65	5 237	3 814			T	130 643		340	12	22
	4	28/6	2/7	20 234	19 897	10 638	337	142	33	486	298			T	19 162	9 581	340	12	19
	2	28/6	2/7	6 423	6 423	4 871	0		30	374	303			T	3 992	1 996	340	12	19
	1	27/3	29/3	40 431	40 431	24 146	0		46	3 635	2 832	280	249	T	39 034	12 491	340	12	19
	1	12/1	14/1	34 437	34 437	14 348	0		30	871	402			T	17 122	9 588	432	12	4
	1	21/9	24/9	22 427	22 427	6 360	0		31	747	292			T	47 228		340	12	22
	4	28/6	2/7	9 601	9 471	4 295	130		30	305	152			T	7 984	3 593	340	12	19
	1	19/3	21/3	4 831	4 831	374	0		10	141	16			T	29 234	2 456	340	12	14
	1	2/9	4/9	3 847	3 847	362	0		18	228	61			P	37 687	829	340	12	3,6
	1	13/10	15/10	8 453	8 408	2 296	45		25	306	106			T	10 059	2 029	432	12	21
<i>Note 1: Visitor attendance determined by a representative poll in the combination of BEAUTY INTERNATIONAL/TOP HAIR INTERNATIONAL. Recurring names were permitted.</i> <i>Note 2: Visitor attendance determined by a representative poll in the combination of GDS/GLOBAL SHOES. Recurring names were permitted.</i> <i>Note 3: ascertained by a representative poll.</i> <i>Note 4: Visitor attendance determined by a representative poll in the combination of Caravan Salon/TourNatur. Recurring names were permitted.</i>																			
Edirne (TR)																			
	1	6/7	10/7	7 000	7 000	0				48	0			T/P	35 000	1 000	442	20	27
Ekaterinburg (RU)																			
	1	5/4	8/4	1 122	848	12	274	0	2	165	1	23	2	T	7 640	80	80	15	5
	1	7/9	10/9	1 007	1 007	0	0	0	1	97	0	10	0	T/P	7 040	0	80	15	3,13

2011 EVENTS BY CITY

	Interval Year	Opening date	Closing date	Space				Exhibitors				Visitors				Organizer	Auditor	Industry sector	
				Rented Space (sq.m)				Exhibitors with their own stands		Represented firms		Admission for Trade/Public							
				Total	Halls		Open air		from ... countries	Total	Foreign	Total	Foreign	Total	Foreign				Total
	Total	Foreign	Total	Foreign															
Erfurt (D)																			
Haus Bau.Energie - Exhibition for House building, Living and Modernizing	1	16/9	18/9	3 109	2 240	18	869	18	2	141	2			P	4 734		341	12	5
Rapid. Tech - Trade fair and user's conference for rapid technology	1	24/5	25/5	682	682	24	0		3	56	2			P	1 183		341	12	19
Reiten-Jagen-Fischen - Exhibition for Riding, Hunting and Fishing	1	25/3	27/3	5 887	5 615	340	272		9	193	15			P	22 588		341	12	3
Thüringen Ausstellung Erfurt - Handicraft and Consumer Goods Exhibition	1	26/2	6/3	9 934	9 934	340	0		7	583	15	50		P	70 369		425	12	27
Erzurum (TR)																			
East Anatolia Agriculture Fair 2011 Erzurum Agriculture and Stockbreeding Fair	1	6/10	9/10	6 000	6 000	0				86	0			T/P	45 000	0	51	20	1
Eskişehir (TR)																			
Agricultural, Animal Breeding And Food Technology Fair	1	27/4	30/4	3 573	3 573	0				133	0			T/P	94 123	0	171	20	2
Essen (D)																			
Die Urlaubsmesse NRW - The NRW holiday fair	1	23/2	27/2	32 218	32 218	2 599	0		25	1 010	158			P	90 139	901	342	12	3,6
EQUITANA - Equestrian Sports World Fair	2	12/3	20/3	33 204	33 204	8 206	0		28	820	227			P	163 962	13 117	432	12	3
E-world energy & water	1	8/2	10/2	21 245	21 245	3 416	0		19	565	104			T	19 786	2 909	342	12	9
FIBO - Trade Show for Fitness, Wellness and Health	1	14/4	17/4	33 343	33 343	12 507	0		25	532	196	19	5	T	61 751	9 880	190	12	3,22
Haus Garten Genuss - The spring fair for the whole family	1	9/2	13/2	7 808	7 808	305	0		6	302	8			P	48 338	290	342	12	3
IPM - Internationale Pflanzen-Messe	1	25/1	28/1	43 233	43 233	22 169	0		46	1 423	769			T	47 729	15 703	342	12	1
METPACK - International Trade Fair for Metal Packaging	3	10/5	14/5	10 120	10 120	6 913	0		24	228	179			T	7 120	5 077	342	12	19
MODE HEIM HANDWERK - The big consumer fair for the whole family	1	5/11	13/11	11 870	11 870	795	0		13	624	33			P	137 049		342	12	27
START NRW - Fair for selfemployment, foundation, franchising, business development	1	23/9	24/9	1 975	1 975	140	0		9	140	11	18	1	T	2 518		41	12	8
Ferrol (a coruña) (E)																			
7ª FEIRA DE VIÑO DO NOROESTE - FEVINO	2	12/3	15/3	1 024	1 024					47		148	6	T/P	1 820		105	14	2
FERIA INTERNACIONAL DE MUESTRAS	1	19/7	25/7	4 800	3 391	622	1 409			103	11			P	15 012		105	14	27
I FERIA DE OPORTUNIDADES	2x1	6/5	8/5	2 444	2 444					61				P	6 075		105	14	27
II FERIA DE OPORTUNIDADES	2x1	2/12	4/12	2 008	2 008					40				P	3 938		105	14	27
IV SALÓN INTERNACIONAL DE VEHÍCULOS Y MOTOCICLETAS DE ÉPOCA	1	24/6	26/6	1 343	1 343					17				P	1 706		105	14	16
XII SALÓN NUPIAL DE BLANCO	1	25/11	27/11	614	614					53				P	1 459		105	14	25
Feuchtwangen (D)																			
EPF - EstrichParkettFliese - International trade fair for floor works	3	30/6	2/7	8 269	4 178	418	4 091	923	10	192	26	2		T	3 910		482	12	5
Firenze (I)																			
FRAGRANZE	1	9/9	11/9	1 019		100			9	194	137			T/P	2 171	251	404	7	25
MODAPRIMA	2x1	26/11	28/11	1 496		16			1	75	1			T	1 602	676	404	7	25
MOSTRA INT.LE ANTIQUARIATO	1	1/10	9/10	1 690	1 690	339				88	15			T/P	20 874	4 916	169	7	13
MOSTRA INT.LE ARTIGIANATO	1	30/4	8/5	55 014		3 000				854	300			T/P	173 953		206	7	13
PITTI IMMAGINE BIMBO	2x1	20/1	22/1	19 137		4 554			20	411	149			T	8 311	2 816	404	7	25
PITTI IMMAGINE BIMBO	2x1	23/6	25/6	18 520	18 520	5 113			20	390	148			T	6 825	2 577	404	7	25
PITTI IMMAGINE FILATI	2x1	26/1	28/1	6 469		466			5	78	11			T	3 955	1 491	404	7	25
PITTI IMMAGINE FILATI	2x1	5/7	7/7	7 201		857			9	92	25			T	5 185	2 364	404	7	25
PITTI IMMAGINE UOMO	2x1	11/1	14/1	35 423		7 700			25	877	246			T	27 292	8 629	404	7	25
PITTI IMMAGINE UOMO	2x1	14/6	17/6	35 533		7 492			24	906	254			T	22 965	8 172	404	7	25
PRIMA MODA TESSUTO	2x1	26/1	28/1	650	530	60				25	3			T	1 003		411	7	25
PRIMA MODA TESSUTO	2x1	5/7	7/7	650	530	60				25	3			T	1 007		411	7	25
TASTE	1	12/3	14/3	1 689		11			2	282	2			T/P	13 502	3 302	404	7	25
Foggia (I)																			
64ª Fiera internazionale dell'agricoltura e Zootecnia	1	27/4	2/5	32 500	23 002	1 012	9 498	496		195	5	73	12	T	87 550	1 700	149	7	1

2011 EVENTS BY CITY

	Interval Year	Opening date	Closing date	Space					Exhibitors					Visitors			Organizer	Auditor	Industry sector	
				Rented Space (sq.m)				Total	Exhibitors with their own stands		Represented firms		Admission for Trade/Public	Total						
				Total	Halls		Open air		from ... countries	Total	Foreign	Total		Foreign	Total	Foreign				
Forlì (I)																				
	2	7/4	9/4	4 800	4 800	280	0	0	n.d.	148	10	54	27	T/P	7 134	652	193	7	1	
Fougères (F)																				
	1	26/3	28/3	478	478					23				P	1 100		232	11	10	
Frankfurt/Main (D)																				
	1	11/2	15/2	185 915	185 915	117 218	0		85	4 442	3 239			T	144 991	67 508	343	12	13	
	1	28/1	1/2	53 705	53 705	29 806	0		40	964	699			T	31 493	16 316	343	12	13	
	1	29/1	1/2	8 811	8 811	4 326	0		24	231	154			T	5 372	2 773	343	12	3	
	1	22/2	24/2	2 286	2 268	37	18		4	116	5			T	4 347	120	334	12	5	
	1	30/1	31/1	4 839	4 839	787	0		14	169	35			T	19 102	1 370	343	12	14	
	1	12/1	15/1	115 003	115 003	88 278	0		60	2 572	2 230			T	73 071	47 819	343	12	25	
	2	15/3	19/3	168 190	166 382	63 313	1 808	956	54	2 382	1 319			T	203 410	70 743	343	12	5	
	1	6/4	9/4	44 386	43 864	25 702	522	135	50	1 504	948			T	75 221	24 688	343	12	3	
	1	29/1	1/2	55 916	55 916	36 800	0		70	1 858	1 485			T	51 038	31 588	343	12	3,4	
	1	6/4	9/4	32 723	32 150	18 331	573	358	41	876	515			T	33 781	16 526	343	12	21	
	2	24/5	26/5	26 386	26 386	15 784	0		50	1 226	782			T	24 915	13 779	343	12	19,25	
	1	26/8	30/8	70 312	70 312	32 724	0		67	2 063	1 215			T	52 162	11 515	343	12	13	
	2	24/5	27/5	14 122	14 122	6 382	0		40	326	206			T	10 463	5 655	343	12	19	
<i>Note: ascertained by a representative poll</i>																				
Gaziantep (TR)																				
	1	2/6	5/6	2 670	2 670	175				81	26			T/P	15 400	1 450	217	20	5	
	1	2/6	5/6	1 753	1 753	156				74	13			T/P	15 400	1 450	217	20	2	
	1	2/6	5/6	2 172	2 172	204				71	17			T/P	15 400	1 450	217	20	27	
	1	24/2	27/2	1 307	1 307	0				45	0			T/P	7 500	0	18	20	2	
	1	20/1	23/1	8 475	8 475	24				178	2			T/P	22 000	740	18	20	25	
	1	23/6	26/6	5 763	5 763	0				120	0			T/P	15 400	830	18	20	25	
	1	24/2	27/2	4 304	4 304	0				81	0			T/P	22 500	500	18	20	1	
	1	24/9	2/10	6 790	6 790	0				20	0			T/P	25 000	0	18	20	16	
	1	15/9	18/9	10 300	10 300	42				86	1			T/P	18 778	10 515	327	20	12	
	1	29/4	2/5	3 500	3 500	0				111	0			T/P	22 000	1 000	498	20	24	
	1	21/7	24/7	3 544	3 544	0				120	0			T/P	10 450	300	18	20	25	
Gdansk (PL)																				
	1	25/3	27/3	537	537	0	0	0	1	62	0			P	3 500		224	6	12	
	1	9/3	12/3	4 862	4 862	825	0	0	16	423	60			T	6 195	985	224	6	24	
	1	8/9	10/9	1 266	1 266	365	0	0	7	123	25			T/P	2 952		224	6	24	
	1	10/6	11/6	662	662	14	0	0	3	68	2			T	1 120		163	6	22	
	1	16/2	18/2	757	757	21	0	0	3	51	2			T	4 287		224	6	2	
	1	1/10	2/10	1 075	1 065	66	10	0	3	100	2			P	5 936		224	6	14	
	1	16/2	18/2	156	156	0	0	0	1	16	0			T	incl. in Baltpiek		224	6	2	

2011 EVENTS BY CITY

	Interval Year	Opening date	Closing date	Space					Exhibitors					Visitors			Organizer	Auditor	Industry sector
				Rented Space (sq.m)				Total	Exhibitors with their own stands		Represented firms		Admission for Trade/Public	Total					
				Total	Halls		Open air		from ... countries	Total	Foreign	Total		Foreign	Total	Foreign			
					Total	Foreign	Total	Foreign		Total	Foreign	Total	Foreign		Total	Foreign			
Gdansk (PL)																			
Dairy Review	1	18/5	20/5	404	404	3	0	0	2	35	1			P	762		224	6	2
Food-to-go	1	8/2	9/2	403	403	0	0	0	1	38	0			T	920		129	6	2
Gastroexpo	1	16/2	18/2	402	402	4	0	0	2	22	1			T	incl. in Baltpiek	224	6	2	
Gdansk Travel Show (GTT)	1	15/4	17/4	2 178	2 167	250	11	0	14	240	22			P	8 949		224	6	6
Kajak Expo	1	15/4	17/4	379	361	0	18	0	1	20	0			P	incl. in GTT	224	6	6	
Pigeon	1	26/11	27/11	602	602	89	0	0	3	42	8			P	3 707		224	6	3
POLFISH	2	31/5	2/6	1 559	1 370	379	189	0	14	105	26			T	4 157	1 687	224	6	1
TRAKO	2	11/10	14/10	10 686	8 495	2 116	2 191	284	17	461	154			T	9 680	3 581	224	6	26
Technicon/Innowacje	1	27/10	28/10	809	809	9	0	0	2	64	1			T	2 912		224	6	19
Gdynia (PL)																			
Wind and Water	1	4/8	7/8	2 820	416	0	2 404	0	1	2	118	1		P	10 152		370	6	3
Genova (I)																			
EUROFLORA 2011 - International exhibition of flowers and ornamental plants	5	21/4	1/5	110 051	79 926	9 950	30 124	4 850	14	470	20	0	0	P	431 290		194	7	3
International Boat Show	1	1/10	9/10	112 448	44 934	12 409	67 514	20 048	39	734	207	298	266	T/P	152 988		194	7	3
Slow Fish 2011	2	27/5	30/5	1 856	1 832	464	24	0	9	144	14	0	0	T/P	22 454		489	7	1
Gijón (asturias) (E)																			
AGROPEC	1	30/9	2/10	1 468	832		636			59				P	3 916		188	14	1
FERIA INTERNACIONAL DE MUESTRAS DE ASTURIAS	1	6/8	21/8	42 758	13 074	1 263	29 684			465	65			T	117 422		188	14	27
Giresun (TR)																			
Giresun Chamber of Trade and Industry Fair	1	15/7	22/7	2 500	2 500	0				75	0			T/P	20 512	1 270	383	20	27
Gothenburg (S)																			
Automässan	3	19/1	22/1	13 046	13 005		41		7	200		178		T	15 958		505	16	16
Baby & Barn	1	15/4	17/4	2 215	2 203		12		4	132				P	9 332		505	16	27
Bokmässan	1	22/9	25/9	14 130	14 072		58		22	927				T/P	74 646		505	16	8
Byggmaskiner/ScanBygg	2	8/3	11/3	9 090	8 906		184		8	202		75		T	11 978		505	16	5
Båtmässan	1	4/2	13/2	17 930	17 663		267		7	333				P	77 299		505	16	26
Energiutblick	1	15/3	17/3	1 079	1 079				2	58		4		T			505	16	5
Hem & Villa	1	27/10	30/10	7 000	6 880		120		7	291		39		P	26 660		253,499,545	16	15
Leva & Fungera	2	5/4	7/4	4 560	4 498		62		5	218		13		T/P			505	16	22
Logistik & Transport	1	25/5	27/5	1 992	1 868		124		7	112		32		T	2 531		505	16	26
MyDOG	1	6/1	9/1	9 861	9 853		8		5	185		0		P	33 022		505,540	16	3
Mötesplats GOLF		14/3	16/3	1 207	1 207				3	47		14		T	1 132		505	16	3
TUR - Travel and Tourism	1	24/3	27/3	11 657	11 466		191		79	894		557		T/P	37 521		505	16	3
Vitalis	1	5/4	7/4	1 622	1 622				7	101				T			505	16	22
<i>Note 1: The fair was conducted this year for the third time on behalf of the FVU Fordonsverkstadsutrustarna and SBF Sveriges Bildelsgrossisters Förening.</i>																			
<i>Note 2: was arranged with Västra Kennelklubben.</i>																			
Graz (A)																			
Häuslbauer	1	27/1	30/1	14 989	14 734	736	255	0	3	411	26	41	0	T/P	42 537	170	338	2	5
Grenoble (F)																			
ANTIQUAIRES	1	3/2	7/2	657	657					50				P	5 451		23	11	3
BOIS & HABITAT DURABLE	1	14/4	17/4	3 329	3 329	246			7	213	13	335	101	T/P	26 325		23	11	12
CREATIVA	1	20/1	23/1	1 021	1 021	90			4	98	6			P	17 243		23	11	3
FOIRE DE PRINTEMPS	1	31/3	4/4	5 669	5 669	54			3	199	5			P	25 525		23	11	27
IMMOBILIER	2x1	18/3	20/3	1 071	1 071					53				P	5 393		23	11	15
L'ETUDIANT	1	2/12	3/12	1 682	1 682	30			2	160	3			P	48 192		242	11	8

see note 1

see note 2

2011 EVENTS BY CITY

	Interval Year	Opening date	Closing date	Space						Exhibitors						Visitors				Organizer	Auditor	Industry sector
				Rented Space (sq.m)						Exhibitors with their own stands			Represented firms			Admission for Trade/Public	Total					
				Total	Halls		Open air		from ... countries	Total	Foreign	Total	Foreign	Total	Foreign		Total	Foreign				
Hamburg (D)																						
Aircraft Interiors Expo	1	5/4	7/4	15 641	15 641	10 595	0		28	539	334			T	7 792	2 928	434	12	20			
DU UND DEINE WELT - hamburg's shopping and event fair	1	24/9	3/10	18 492	18 492	1 585	0		23	497	66	1		P	83 965	504	246	12	27			
hanseboot - International Boat Show	1	29/10	6/11	29 402	27 642	7 527	1 760	657	25	656	125			P	78 920	3 788	246	12	3,26			
INTERNORGA - Intern. Trade Show for the Hotel, Restaurant, Catering, Baking and Confectionery Trades	1	18/3	23/3	52 874	52 266	4 997	608	15	25	1 123	173	13		T	100 143	3 405	246	12	2			
REISEN HAMBURG - International Exhibition Tourism & Caravaning	1	9/2	13/2	19 095	19 053	2 691	42		51	786	201			P	65 617	656	246	12	3,6			
Hannover (D)																						
ABF - The Leisure- and Sales Exhibition	1	29/1	6/2	34 907	34 790	1 025	117		15	845	44			P	134 117		180	12	3			
AGRITECHNICA	2	13/11	19/11	218 566	215 122	84 562	3 444	1 777	47	2 704	1 348	50	34	T	419 212	97 676	119	12	1			
BIOTECHNICA - Europe's No.1 Event for Biotechnology and Life the Sciences	2	11/10	13/10	9 991	9 991	2 107	0		28	592	197			T	11 141	1 827	117	12	19			
CeBIT - Heart of the digital world	1	1/3	5/3	158 445	156 290	38 694	2 155		69	3 612	1 703			T	322 550	50 963	117	12	21			
CeMAT Hannover - The World's leading Fair for Intralogistics	3	2/5	6/5	80 334	64 669	26 642	15 665	3 887	39	1 011	500			T	53 281	17 316	117	12	26			
DOMOTEX HANNOVER - The World of Flooring	1	15/1	18/1	82 517	82 517	65 108	0		60	1 319	1 097			T	37 054	23 640	117	12	12			
EMO - The World of Metalworking	2	19/9	24/9	176 536	176 536	100 812	0		41	2 048	1 221			T	138 606	49 760	543	12	19			
HANNOVER MESSE	1	4/4	8/4	229 525	228 046	70 533	1 479		67	6 333	3 109			T	228 395	50 247	117	12	19			
Hannover Messe, Fachmesse: CoilTechnica	1	4/4	8/4	2 393	2 393	1 045	0		13	96	48			T	42 710	12 856	117	12	18			
Hannover Messe, Fachmesse: ComVac	2	4/4	8/4	11 687	11 541	5 380	146		22	173	116			T	45 222	13 069	117	12	19			
Hannover Messe, Fachmesse: Digital Factory	1	4/4	8/4	4 793	4 793	805	0		13	176	20			T	44 994	10 529	117	12	19			
Hannover Messe, Fachmesse: Energy	1	4/4	8/4	36 553	36 343	12 616	210		48	981	540			T	110 543	27 525	117	12	9			
Hannover Messe, Fachmesse: Industrial Automation	1	4/4	8/4	56 843	56 464	8 460	379		34	980	347			T	112 827	31 140	117	12	19			
Hannover Messe, Fachmesse: Industrial Supply	1	4/4	8/4	31 206	31 206	15 842	0		51	1 486	907			T	64 407	21 190	117	12	19			
Hannover Messe, Fachmesse: MDA - Motion, Drive & Automation	2	4/4	8/4	42 295	42 121	20 727	174		41	1 094	777			T	73 543	23 313	117	12	19			
Hannover Messe, Fachmesse: MicroNanoTec	1	4/4	8/4	1 413	1 413	60	0		9	76	20			T	44 765	7 744	117	12	19			
Hannover Messe, Fachmesse: MobilTec	1	4/4	8/4	3 307	2 992	244	315		9	124	17			T	46 136	7 105	117	12	26			
Hannover Messe, Fachmesse: Power Plant Technology	2	4/4	8/4	1 780	1 780	177	0		11	44	10			T	58 469	18 184	117	12	19			
Hannover Messe, Fachmesse: Research & Technology	1	4/4	8/4	8 876	8 740	810	136		23	400	96			T	54 358	11 361	117	12	19			
Hannover Messe, Fachmesse: Surface Technology	2	4/4	8/4	7 323	7 323	932	0		15	251	57			T	48 191	11 132	117	12	19			
Hannover Messe, Fachmesse: Wind	2	4/4	8/4	9 656	9 537	1 916	119		17	229	54			T	82 451	13 440	117	12	9			
infa - Information and Sales Exhibition	1	22/10	30/10	33 477	32 861	1 920	616		24	1 290	86			P	205 713		180	12	27			
LIGNA HANNOVER - World Fair for the Forestry and Wood Industries	2	30/5	3/6	127 966	110 636	51 071	17 330	3 401	48	1 723	867			T	88 014	32 037	117	12	1,12			
Pferd & Jagd - Equestrian sports, hunting and fishing	1	1/12	4/12	19 561	19 533	1 815	28		21	770	75			P	86 212		180	12	3			
PROMOTION WORLD - Promotional Products and Incentives	1	4/4	8/4	1 906	1 906	57	0		4	90	3			T	27 636	4 947	117	12	4			
<i>Note: Visitor attendance determined by a representative poll at Hannover Messe. Recurring names were permitted.</i>																						
Helsinki (SF)																						
Auto & Korjaamo 2011	3	27/1	29/1	5 523	5 523		0		4	80		437		T	10 324		516	17	16			
AutoExpo 2011	1	8/1	9/1	990	990		0		1	16		0		P	6 169		516	17	16			
Automaatio 11	2	4/10	6/10	4 425	4 425		0		4	98		454		T	14 790		516	17	19			
Bicycle, Fitness, Golf, Outdoor, Fishing, Hunting 2011	1	11/3	13/3	4 449	4 449		0		18	269		0		P	35 458		516	17	3			
Caravan 2011	1	21/1	23/1	3 868	3 868		0		2	24		0		P	74 586		516	17	3			
ChemBio Finland 2011	2	22/3	24/3	2 229	2 229		0		6	109		356		T/P	8 043		516	17	17			
Child Fair and Model Expo 2011	1	15/4	17/4	3 483	3 483		0		8	275		0		P	55 380		516	17	25			
Educa 2011	1	28/1	29/1	3 094	3 094		0		4	239		0		T	12 289		516	17	8			
Elkom 11	2	4/10	6/10	4 024	4 024		0		7	182		1 037		T	14 790		516	17	19			
Elma, Forest Fair, Arts & craft Fair, OutletExpo	1	11/11	13/11	6 429	6 429		0		8	499		0		P	52 430		516	17	3			
Eltek 11	2	4/10	6/10	58	58		0		1	4		11		T	14 790		516	17	19			
Fashion, Beauty, Health, Nordic Hair and GSW 2011	1	21/10	23/10	8 934	8 934		0		15	536		0		T/P	42 397		516	17	14			
Finnish Dental Congress and Exhibition 2011	1	17/11	19/11	2 069	2 069		0		9	99		0		T	8 550		516	17	22			
Finnish Nursing Exhibition 2011	1	17/3	18/3	1 388	1 388		0		1	132		0		T	5 279		516	17	22			

2011 EVENTS BY CITY

	Interval Year	Opening date	Closing date	Space					Exhibitors					Visitors			Organizer	Auditor	Industry sector
				Rented Space (sq.m)				from ... countries	Exhibitors with their own stands		Represented firms		Admission for Trade/Public	Total					
				Total	Halls		Open air		Total	Foreign	Total	Foreign		Total	Foreign				
				Total	Foreign	Total	Foreign	Total	Foreign	Total	Foreign	Total	Foreign						
Helsinki (SF)																			
FinnSec 2011, Real Estate 2011, ParkTec 2011, Colour and Surface 2011, Facade 2011 ja Cleaning Service 2011	2	12/10	14/10	10 126	10 126		0	7	429		415		T	21 374		516	17	15	
GSW pro 2011	1	22/10	23/10	752	752		0	5	44		0		T	1 103		516	17	24	
Habitare 11, ArtHelsinki 11, Salon 11, Light 11	1	14/9	18/9	20 293	20 188		105	16	583		396		T/P	69 365		516	17	12	
Helsinki Boat-Afloat Show	1	18/8	21/8	2 508	564		1 945	3	158		0		P	12 970		201	17	26	
Helsinki Bookfair, Wine, food & good living, Helsinki Music Fair and ArtForum 2011	1	27/10	30/10	11 013	11 013		0	11	720		0		P	80 851		516	17	3	
Helsinki Horse Fair 2011	1	12/3	13/3	1 603	1 573		30	2	93		0		P	29 819		516	17	3	
Helsinki International Boat Show 2010	1	11/2	20/2	24 066	23 982		84	5	337		349		T/P	78 130		516	17	26	
Hydrauliikka ja Pneumatiikka 11	2	4/10	6/10	2 090	2 090		0	5	51		355		T	14 790		516	17	19	
Maintenance and Industrial Service 11 Fair	2	22/3	24/3	4 217	4 205		12	3	207		7		T	8 043		173	17	5	
Matka Nordic Travel Fair 2011	1	20/11	23/11	11 605	11 605		0	73	1 148		0		T/P	83 280		516	17	6	
MecaTec 11	2	4/10	6/10	1 270	1 270		0	2	45		179		T	14 790		516	17	19	
MP 11 Motorcycle Show	1	3/2	6/2	10 627	10 627		0	3	143		98		P	66 251		516	17	16	
PetExpo 2011	1	16/4	17/4	1 241	1 241		0	3	80		0		P	44 064		516	17	3	
Pets	1	12/11	13/11	1 134	1 134		0	3	84		0		P	35 559		516	17	3	
S&A-päivät 2011, GIMME Liikelahjat 2011 and CORE Congress & Events 2011	1	7/9	8/9	3 032	3 032		0	5	174		27		T	5 551		516	17	4	
Skixpo, BoardExpo, Lätkä&Säbä -Expo, DigiExpo, HiFiExpo 2011	1	4/11	6/11	10 149	10 149		0	7	276		65		T/P	68 149		516	17	3	
SpringGarden, OwnCabin, OwnHome, ASMA and Sisusta! 2011	1	7/4	10/4	15 623	15 623		0	9	644		171		P	64 673		516	17	12	
Studia/JobForum 2011	1	30/11	1/12	2 286	2 286		0	7	142		0		T/P	14 831		516	17	8	
The Finnish Medical Convention and Exhibition 2011	1	10/1	13/1	2 306	2 306		0	4	136		9		T	8 673		516	17	22	
VM Motorsport Show 2011	1	8/1	9/1	2 286	2 286		0	1	62		0		P	6 169		516	17	16	
X-treme Car Show and Petrol Circus 2011	1	24/9	25/9	1 299	1 299		0	3	46		0		T/P	12 376		516	17	16	
<i>Note 1: visitors included in Educa 2011</i>																			
<i>Note 2: visitors included in Matka Nordic Travel Fair 2011</i>																			
<i>Note 3: visitors included in Automaatio 11</i>																			
<i>Note 4: visitors included in Bicycle, Fitness, Golf, Outdoor, Fishing, Hunting 2011</i>																			
<i>Note 5: visitors included in Child Fair and Model Expo 2011</i>																			
<i>Note 6: visitors included in Elma, Forest Fair, Arts & craft Fair, OutletExpo</i>																			
<i>Note 7: visitors included in AutoExpo 2011</i>																			
Husum (D)																			
new energy husum - Intern. trade fair for the use of renewable energy sources	1	17/3	20/3	6 693	6 127	271	566	42	14	236	34		T	17 967	2 199	346	12	9	
NORD GASTRO & HOTEL - Hotel and Catering Services Exhibition	1	14/2	15/2	4 171	4 171	47	0		3	180	2		T	4 287	58	346	12	2	
Hyvinkää (SF)																			
Maxpo 11	2	8/9	10/9	45 806	432		45 374		3	146		128		T	13 823		516	17	5
Idar-Oberstein (D)																			
INTERGEM - Intern. Trade Fair for Gems, Jewellery and Gemstone Objects	1	30/9	3/10	2 615	2 615	182	0		11	146	14		T	3 085	604	273	12	24	
Innsbruck (A)																			
Tiroler Frühjahrsmesse	1	10/3	13/3	12 568	11 651	1 104	917	128	6	298	55	0	0	P	24 375	0	103	2	5,16
Isparta (TR)																			
Agriculture Fair	1	24/11	27/11	1 900	1 900	0				70	0		T/P	20 000	0	116	20	1	
SANTEK - Isparta Construction Decoration And Natural Gas Fair	1	13/4	17/4	1 860	1 860	0				74	0		T/P	21 000	0	116	20	5	

2011 EVENTS BY CITY

	Interval Year	Opening date	Closing date	Space					Exhibitors					Visitors			Organizer	Auditor	Industry sector
				Rented Space (sq.m)					Exhibitors with their own stands			Represented firms		Admission for Trade/Public	Total				
				Total	Halls		Open air		from ... countries	Total	Foreign	Total	Foreign		Total	Foreign			
	Total	Foreign	Total	Foreign		Total	Foreign	Total	Foreign		Total	Foreign							
Istanbul (TR)																			
10th Istanbul Retail Fair	1	19/10	20/10	1 431	1 431	0				58	0			T/P	5 612	89	494	20	4
10th National Pharmacy Fair	1	14/10	16/10	2 025	2 025	24				82	0			T/P	6 321	30	221	20	22
12th International Lift Exhibition	1	14/4	17/4	13 627	13 627	2 276				295	95			T/P	24 126	5 211	262	20	5
15th International ISAF Fair	1	22/9	25/9	5 622	5 622	534				166	48			T/P	18 480	1 855	329	20	7
18th European Congress On OBESITY And Expo - Eco 2011	1	25/5	28/5	559	559	550				36	35			T/P	2 048	1 800	199	20	22
19th World Congress Exhibition on Safety and Health at Work	1	11/9	15/9	2 532	2 532	644				117	18			T/P	13 667	0	265	20	7
1st Ecoworld 2011	1	27/4	1/5	379	379	61				27	3			T/P	111 320	5 722	560,561	20	10
1st Fire And Security Systems Symposium And Exhibition	1	13/10	14/10	841	841	15				37	1			T/P	1 245	116	475	20	7
2. Prefabricated Products Fair Turkey	1	31/3	3/4	1 776	1 776	0				46	0			T/P	8 674	365	115	20	5
20. International Istanbul Mothers Babies Children Products Fair	1	17/2	20/2	9 950	9 950	198				180	2			T/P	5 490	505	136	20	8
21st International Istanbul Art fair /Artist 2011	1	12/11	20/11	8 175	8 175	677				111	15			T/P	415 000	700	534	20	3
21st International Istanbul Mothers Babies Children Products Fair	1	30/6	3/7	4 500	4 500	146				66	3			T/P	4 718	1 834	136	20	8
22nd International Zuchex Housewares & Electrical Appliances Gift Fair	1	23/9	27/9	25 000	25 000	1 278				310	65			T/P	17 379	1 101	313	20	18
22nd World Mining Expo	1	12/9	15/9	2 046	2 046	466				65	19			T/P	1 352	533	563	20	9
2nd Adex Exhibition	1	29/9	2/10	1 189	1 189	18				37	6			T/P	14 560	1 077	329	20	4
2nd Bijoux Expo Turkey	1	17/3	20/3	6 200	6 200	36				124	3			T/P	14 350	403	115	20	25
2nd Mosque Decoration & Construction Fair / World Mosque	1	7/4	10/4	4 825	4 825	0				54	0			T/P	4 727	341	327	20	5
2nd National Energy Efficiency Forum and Fair	1	13/1	14/1	1 329	1 329	333				71	11			T/P	2 376	74	475	20	10
2nd Private Label Products Fair	1	8/12	11/12	1 765	1 765	57				56	2			T/P	21 053	2 025	534	20	2
30th Istanbul Book Fair	1	12/11	20/11	11 203	11 203	369				532	24			T/P	415 000	700	534	20	8
30th Turkey Book And Culture Fair	1	7/8	26/8	1 038	1 038	0				114	0			T/P	100 000	500	538	20	8
34th International Turkey Build 2011 Istanbul	1	27/4	1/5	34 961	34 961	2 056				977	133			T/P	111 320	5 722	560,561	20	5
3rd Bijoux Jewellery and Fashion Accessories Fair	1	1/12	4/12	2 468	2 468	33				73	3			T/P	10 856	975	115	20	25
3rd Islamic Fashion Turkey	1	3/3	6/3	1 920	1 920	18				54	2			T/P	8 759	543	115	20	25
3rd Waste To Energy Symposium And Exhibition	1	2/11	3/11	869	869	87				60	13			T/P	1 852	112	475	20	10
4th A Plus Real Estate And Finance Fair	1	29/10	30/10	280	280	3 000				28	4			T/P	57	5 750	288	20	15
4th Cable & Wire, Cable Accessories, Wiring Harnesses And Electro Insulating Materials, Equipments And Production Machines Fair	1	7/4	9/4	3 519	3 519	277				115	15			T/P	5 989	828	333	20	5
4th Hajj Umrah Tours Fair	1	8/1	9/1	1 500	1 500	750				55	22			T/P	22 000	150	245	20	3
4th Solar Technologies Exhibition	1	10/3	13/3	7 000	7 000	2 300				163	51			T/P	22 213	1 893	264	20	9
5th Ideal Home Housewares & Gift Fair	1	24/3	27/3	30 000	30 000	305				234	20			T/P	20 392	933	313	20	18
5th Exponut Fruit And Vegetables	1	17/11	19/11	2 302	2 302	103				49	6			T/P	850	250	6	20	2
5th Pilgrimage and Umre Tourism	1	6/12	7/12	1 000	1 000	600				60	30			T/P	25 000	250	245	20	3
6. Istanbul Food-Tech 2011 Fair	1	15/9	18/9	2 906	2 906	0				138	0			T/P	40 753	4 761	534	20	2
6th International Ideal Home Fair	1	23/9	27/9	35 000	35 000	798				250	51			T/P	9 434	1 756	313	20	18
7th International LED Fair	1	29/9	2/10	2 690	2 690	155				97	18			T/P	14 560	1 077	329	20	18
7th Istanbul Call Center Expo	1	25/10	26/10	920	920	170				45	7			T/P	1 150	75	266	20	21
7th Tube, Pipe, Fittings And Machinery Fair	1	3/3	6/3	6 500	6 500	2 500				156	55			T/P	9 086	1 128	264	20	5
8th International Istanbul Yarn Fair	1	28/5	31/5	2 552	2 552	437				150	32			T/P	25 435	3 062	534	20	25
9th Be My Dealer? Franchising And Brand Dealership Fair	1	29/9	2/10	4 113	4 113	160				114	7			T/P	9 673	366	333	20	4
Agroeurasia Fair 2011 6th International Agriculture and Agricultural Mechanization Fair	1	15/12	18/12	5 827	5 827	171				70	12			T/P	45 321	1 184	534	20	1
Akare Foreign Universities And Language Schools Fair	1	25/8	25/8	825	825	468				37	21			T/P	1 627	12	16	20	8
Akare Study Abroad Fairs	1	2/4	3/4	1 480	1 480	1 093				11	82			T/P	5 428	12	16	20	8
Akare Study Abroad Fairs	1	15/10	16/10	1 344	1 344	1 113				111	92			T/P	6 109	12	16	20	8
ALUEXPO 2011 Aluminium Technology, Machinery And Products Trade Fair	1	13/10	16/10	8 644	8 644	1 113				294	36			T/P	10 307	1 443	251	20	19
Animalia Istanbul 2011	1	9/6	11/6	7 835	7 835	1 571				354	63			T/P	7 977	1 298	256	20	1

2011 EVENTS BY CITY

	Interval Year	Opening date	Closing date	Space				Exhibitors				Visitors				Organizer	Auditor	Industry sector
				Rented Space (sq.m)				Exhibitors with their own stands		Represented firms		Admission for Trade/Public						
				Total	Halls		Open air		from ... countries	Total	Foreign	Total	Foreign	Total	Foreign			
	Total	Foreign	Total	Foreign														
İstanbul (TR)																		
Art Bosphorus - Contemporary Art Fair	1	28/4	1/5	1 791	1 791	0			29	0			T/P	9 750	650	33	20	3
Arüsder 2011	1	5/5	8/5	4 228	4 228	0			72	0			T/P	4 100	175	487	20	19
Automechanika İstanbul International Trade Fair for Automotive Manufacturing, Distribution and Repair	1	7/4	10/4	24 853	24 853	5 015			1 099	359			T/P	36 126	7 622	250,345	20	16
Automotive 2011 - 17th International Automotive Supply Industry, Components, Accessories & Service Equipments Exhibition	1	24/11	27/11	4 850	4 850	1 030			190	103			T/P	8 355	873	279,487	20	16
Avrasya Real Estate Investment Fair 2011	1	16/2	20/2	2 311	2 311	24			33	1			T/P	38 925	53	83,409	20	15
AYMOD 6. International Footwear Fashion Fair	1	21/4	24/4	20 280	20 280	50			303	8			T/P	33 681	1 115	409	20	25
AYMOD 7. International Footwear Fashion Fair	1	16/11	19/11	21 234	21 234	570			332	25			T/P	38 010	2 905	409	20	25
AYSAF 6. International Footwear Industry Suppliers Fair	1	23/3	26/3	9 994	9 994	180			159	4			T/P	16 757	379	409	20	25
AYSAF 7th International Footwear Industry Suppliers Fair	1	5/10	8/10	10 728	10 728	257			173	8			T/P	19 750	1 945	409	20	25
Beauty Eurasia 7th International Cosmetics & Beauty Exhibition Powered by Cosmoprof	1	16/6	18/6	5 955	5 955	1 981			336	180			T/P	22 150	3 101	277,406	20	14
Beauty Forum 2011 (19)	1	3/3	6/3	4 195	4 195	462			116	12			T/P	13 532	389	276	20	14
BOAT SHOW 2011 - 30th International İstanbul Boat Show Fair	1	19/10	24/10	17 017	17 017	93			203	5			T/P	54 786	1 242	379	20	26
Broadcast, Cable & Satellite Eurasia 2011-A Cebit Event (15th)	1	6/10	9/10	398	398	43			39	3			T/P	121 349	5 327	250,247	20	21
Cardist International Card & Smart Technologies Exhibition And Summit	1	1/11	3/11	512	512	20			20	1			T/P	4 250	390	379	20	21
CeBIT Bilişim Eurasia	1	6/10	9/10	15 242	15 242	3 553			1 078	145			T/P	121 349	5 327	247	20	21
Chemistry Eurasia 2011 (2nd)	1	27/10	30/10	508	508	0			36	10			T/P	31 503	4 167	534	20	17
Collection Premiere İstanbul (CPI)	1	2/2	4/2	2 560	2 560	120			61	4			T/P	5 304	690	285	20	25
Collection Premiere İstanbul (CPI)	1	22/9	24/9	3 753	3 753	617			151	20			T/P	9 168	1 833	83,279	20	25
Compex 2011 - 36. International Computer And Consumer Electronics Fair	1	1/12	4/12	4 950	4 950	560			65	5			T/P	120 617	2 531	449	20	18
Comvex İstanbul 2011 - Commercial Vehicles, Buses And Components Expo	1	24/11	27/11	27 810	27 810	16			120	1			T/P	33 937	1 194	534	20	16
Concrete 2011	1	20/10	23/10	9 400	9 400	395			66	2			T/P	14 165	975	290	20	19
Confection Side Industry, Accessories, Raw Material and Production Technologies Fair	1	18/1	20/1	229	229	0			26	0			T/P	9 272	909	534	20	19
Construction Market Suppliers Exhibition	1	15/9	18/9	2 139	2 139	98			61	4			T/P	4 132	420	333	20	5
Contemporary İstanbul Art Fair	1	24/11	27/11	5 581	5 581	1 953			132	53			T/P	62 000	12 412	265	20	3
Coolexpo The Specialization Fair of Cooling Technologies, Refrigerators, Food Cooling	1	10/3	12/3	6 500	6 500	98			77	7			T/P	9 867	1 872	31	20	5
DECOREX 2011 Lighting, Furniture, Decoration Fair	1	2/3	6/3	938	938	0			25	0			T/P	60 841	3 530	534	20	12
Diet And Natural Fair	1	12/5	15/5	680	680	0			36	0			T/P	3 250	0	300	20	22
Door Expo 2011 3rd Door, Shutter, Panel, Board, Pane Systems and Accessories Fair	1	10/3	13/3	2 319	2 319	0			43	0			T/P	42 559	4 474	534	20	5
Door Fair - 5. International Wooden, Steel, Industrial, Automatic Door And Door Side Industry Specialization Fair	1	10/2	13/2	7 945	7 945	42			94	2			T/P	16 570	1 627	115	20	5
Educashow School Equipment and Technology Fair	1	5/5	8/5	1 031	1 031	0			30	0			T/P	4 152	0	62	20	8
Educaturk Education Fair	1	31/3	3/4	2 641	2 641	300			185	50			T/P	88 941	0	62	20	8
Educaturk Education Fair	1	14/5	15/5	700	700	560			46	35			T/P	2 500	0	135	20	8
Edufairs Turkey	1	26/11	27/11	750	750	600			47	37			T/P	1 800	0	135	20	8
EF INDUSTRY 2011 4. Machine & Automation Fair	1	5/5	8/5	3 434	3 434	99			76	10			T/P	2 100	213	487	20	18
Emit 2011 - 15th East Mediterranean International Travel And Tourism Exhibition	1	10/2	13/2	25 190	25 190	5 050			905	240			T/P	113 800	14 300	142	20	3
Eurasia Boatshow 2011 - 5th Sea Vehicles, Equipments And Accessories Exhibition	1	11/2	20/2	36 050	36 050	237			317	13			T/P	135 234	7 125	83,409	20	26
Eurasia Floor 11th Floor Covering Fair Materials Sector Fair	1	19/5	22/5	9 925	9 925	125			76	5			T/P	23 115	6 727	327	20	12
Eurasia Moto Bike Expo	1	24/2	27/2	12 126	12 126	226			138	25			T/P	69 216	170	124	20	16

2011 EVENTS BY CITY

	Interval Year	Opening date	Closing date	Space				Exhibitors				Visitors			Organizer	Auditor	Industry sector		
				Rented Space (sq.m)				Exhibitors with their own stands		Represented firms		Admission for Trade/Public	Total						
				Total	Halls		Open air		from ... countries	Total	Foreign		Total	Foreign				Total	Foreign
	Total	Foreign	Total	Foreign		Total	Foreign	Total	Foreign		Total	Foreign							
Istanbul (TR)																			
ufi		1	15/9	18/9	26 494	26 494	893				1 031	57		T/P	40 753	4 761	534	20	11
		1	7/4	10/4	695	695	0				34	0		T/P	1 100	115	327	20	5
		1	15/12	18/12	410	410	0				26	0		T/P	45 321	1 184	534	20	1
		1	15/12	18/12	1 641	1 641	20				54	2		T/P	45 321	1 184	534	20	1
ufi		1	18/5	22/5	52 310	52 310	2 456				669	72		T/P	116 167	31 110	279	20	12
		1	31/3	3/4	540	540	0				41	0		T/P	30 191	3 423	534	20	22
		1	31/3	3/4	7 361	7 361	645				173	50		T/P	22 423	1 607	477	20	18
ufi		1	31/3	3/4	11 989	11 989	832				996	75		T/P	30 191	3 423	534	20	22
		1	23/3	26/3	6 097	6 097	1 069				224	82		T/P	7 181	1 916	379	20	26
		1	1/12	4/12	3 212	3 212	117				85	5		T/P	14 116	729	331	20	22
		1	15/12	18/12	10 770	10 770	1 516				278	47		T/P	9 417	874	113	20	3
		1	10/3	12/3	453	453	36				27	3		T/P	2 803	283	487	20	14
		1	8/12	11/12	5 185	5 185	51				153	4		T/P	21 053	2 025	534	20	2
ufi		1	3/3	6/3	10 724	10 724	532				641	23		T/P	11 836	839	256	20	2
		1	14/4	17/4	860	860	29				33	2		T/P	1 362	6	478	20	4
		1	17/11	20/11	3 000	3 000	103				50	2		T/P	7 500	865	498	20	1
		1	7/4	10/4	3 610	3 610	320				58	8		T/P	7 055	178	276	20	3
		1	24/3	27/3	5 530	5 530	12				79	1		T/P	19 355	416	534	20	3
		1	17/3	20/3	5 572	5 572	504				134	29		T/P	11 749	1 014	477	20	9
ufi		1	22/9	25/9	11 773	11 773	687				277	33		T/P	14 927	1 036	126,279	20	2
		1	10/3	13/3	8 567	8 567	268				112	17		T/P	42 559	4 474	534	20	13
		1	22/11	23/11	423	423	405				40	38		T/P	536	273	472	20	13
		1	17/2	20/2	3 499	3 499	30				102	2		T/P	10 347	1 418	534	20	24
		1	20/9	21/9	780	780	600				26	20		T/P	498	219	19	20	9
		1	14/1	16/1	2 283	2 283	145				68	6		T/P	21 147	10	19	20	3
		1	22/9	25/9	1 875	1 875	1 875				77	77		T/P	1 500	1 200	87	20	27
		1	13/10	16/10	1 389	1 389	65				87	5		T/P	8 200	1 570	83,487	20	2
		1	15/9	18/9	1 210	1 210	12				28	1		T/P	4 132	209	333	20	5
		1	8/12	11/12	519	519	0				37	0		T/P	21 053	2 025	534	20	2,19
		1	31/3	3/4	656	656	0				29	0		T/P	30 191	3 423	534	20	22
		1	17/3	20/3	2 010	2 010	2 010				49	4		T/P	4 126	116	276	20	2,19
		1	16/2	17/2	1 700	1 700	0				67	0		T/P	2 250	0	162	20	4
		1	5/5	8/5	8 940	8 940	15				93	2		T/P	13 150	520	251	20	2
ufi		1	15/6	17/6	5 395	5 395	1 947				172	75		T/P	12 263	811	475	20	10
		1	31/3	3/4	833	833	0				22	0		T/P	30 191	3 423	534	20	2,19
		1	3/3	6/3	2 766	2 766	32				82	3		T/P	11 065	181	279,487	20	12
ufi		1	10/5	13/5	23 509	23 509	6 077				430	222		T/P	52 502	2 704	534	20	7

2011 EVENTS BY CITY

	Interval Year	Opening date	Closing date	Space				Exhibitors				Visitors				Organizer	Auditor	Industry sector		
				Rented Space (sq.m)				Exhibitors with their own stands		Represented firms		Admission for Trade/Public								
				Total	Halls		Open air		from ... countries	Total	Foreign	Total	Foreign	Total	Foreign				Total	Foreign
					Total	Foreign	Total	Foreign												
İstanbul (TR)																				
	1	21/4	24/4	7 400	7 400	363			183	13			T/P	7 441	1 113	394	20	2		
	1	19/3	20/3	800	800	728			139	126			T/P	8 600	0	278	20	8		
	1	8/10	9/10	800	800	735			130	120			T/P	6 300	0	278	20	8		
	1	3/3	6/3	2 094	2 094	844			93	43			T/P	10 940	3 000	83,279	20	25		
ufi	1	1/2	5/2	50 356	50 356	328			313	6			T/P	46 992	4 846	126,279	20	12		
	1	21/9	22/9	630	630	0			42	0			T/P	1 752	0	363	20	4		
ufi	1	15/10	19/10	18 646	18 646	485			370	6			T/P	53 487	6 073	532	20	12		
	1	1/12	4/12	674	674	0			37	0			T/P	19 618	2 496	262	20	4		
	1	25/5	27/5	5 694	5 694	1 855			186	99			T/P	4 800	1 584	379	20	7		
ufi	1	22/9	25/9	6 700	6 700	117			140	11			T/P	14 927	1 036	126,279	20	11		
	1	2/6	5/6	3 690	3 690	44			134	3			T/P	7 338	404	559	20	11		
ufi	2x1	17/3	21/3	21 382	21 382	1 430			657	129			T/P	40 688	6 778	452,451	20	24		
ufi	1	18/1	20/1	8 213	8 213	301			167	26			T/P	9 272	909	534	20	25		
	1	14/9	18/9	3 000	3 000	210			28	3			T/P	4 000	800	260	20	3		
	1	28/9	2/10	4 000	4 000	800			43	9			T/P	35 000	3 500	260	20	4		
	1	13/10	16/10	10 579	10 579	1 183			328	83			T/P	10 594	2 288	452,451	20	24		
	1	14/4	17/4	5 601	5 601	415			143	24			T/P	7 764	370	379	20	18		
	1	17/5	18/5	1 300	1 300	180			83	16			T/P	1 300	210	280	20	15		
	1	5/5	8/5	1 306	1 306	20			31	1			T/P	2 752	148	83	20	7		
ufi	1	10/3	13/3	19 070	19 070	63			241	5			T/P	42 559	4 474	534	20	5		
	1	27/10	30/10	2 219	2 219	72			49	3			T/P	5 104	620	290	20	19		
	1	31/3	3/4	1 990	1 990	21			320	2			T/P	30 191	3 423	534	20	22		
	1	27/4	28/4	2 410	2 410	0			130	0			T/P	4 835	56	276	20	4		
	1	24/11	27/11	6 441	6 441	306			161	14			T/P	33 937	1 194	534	20	26		
	1	8/12	10/12	4 626	4 626	1 295			209	111			T/P	10 733	2 307	143	20	26		
	1	8/12	11/12	987	987	12			54	1			T/P	21 053	2 025	534	20	4		
	1	13/10	15/10	5 634	5 634	48			66	2			T/P	30 096	8 129	276	20	1		
	1	7/12	8/12	10 200	10 200	0			600	0			T/P	2 300	0	162	20	4		
	1	24/3	27/3	2 430	2 430	60			40	4			T/P	12 780	680	136	20	3		
	1	8/9	11/9	4 710	4 710	548			100	13			T/P	2 915	699	409,83	20	5		
	1	8/12	10/12	1 244	1 244	0			58	0			T/P	1 581	4	478	20	8		
	1	24/2	26/2	2 223	2 223	0			36	0			T/P	3 250	0	31	20	25		
	1	29/9	2/10	2 176	2 176	49			53	1			T/P	9 200	1 200	279	20	2,25		
ufi	1	27/10	30/10	21 500	21 500	700			572	33			T/P	29 550	4 264	83	20	9		
	1	3/3	6/3	1 850	1 850	0			43	0			T/P	3 275	150	299	20	5		
	1	1/2	5/2	7 000	7 000	0			50	0			T/P	16 240	1 029	83	20	12		

2011 EVENTS BY CITY

	Interval Year	Opening date	Closing date	Space				Exhibitors				Visitors			Organizer	Auditor	Industry sector	
				Rented Space (sq.m)				Exhibitors with their own stands		Represented firms		Admission for Trade/Public	Total					
				Total	Halls		Open air		from ... countries	Total	Foreign		Total	Foreign				Total
					Total	Foreign	Total	Foreign				Total						
İstanbul (TR)																		
	1	27/10	29/10	1 750	1 750	0			81	0			T/P	8 615	124	526	20	4
	1	6/10	8/10	2 574	2 574	1 053			98	48			T/P	2 784	463	37	20	19
	1	28/4	1/5	6 840	6 840	36			52	2			T/P	4 551	230	251	20	10
	1	7/4	10/4	9 972	9 972	204			121	13			T/P	36 126	7 622	147	20	9
	1	8/4	10/4	5 135	5 135	94			183	7			T/P	14 045	21	83	20	22
	1	14/4	17/4	6 258	6 258	55			98	2			T/P	32 158	1 442	31	20	3
	1	2/3	6/3	3 321	3 321	6			42	1			T/P	60 841	3 530	534	20	5
ufi	1	27/10	30/10	23 891	23 891	2 535			983	176			T/P	31 503	4 167	534	20	17
ufi	1	10/3	12/3	2 594	2 594	110			64	10			T/P	2 803	283	487	20	4
ufi	1	22/9	25/9	7 037	7 037	92			135	4			T/P	9 219	339	126,279	20	13
	1	10/3	13/3	1 918	1 918	65			20	2			T/P	3 625	96	276	20	27
	1	17/11	20/11	3 265	3 265	1 144			133	67			T/P	4 265	798	37	20	17
	1	20/10	23/10	4 150	4 150	557			133	38			T/P	133	672	251	20	10
	1	8/6	11/6	7 649	7 649	1 257			231	69			T/P	10 742	730	262	20	10
	1	31/3	3/4	3 882	3 882	155			43	4			T/P	5 350	147	115	20	5
	1	1/12	4/12	9 870	9 870	492			326	26			T/P	19 618	2 496	262	20	4
	1	26/1	28/1	641	641	0			23	0			T/P	978	199	239	20	26
	1	1/12	4/12	1 002	1 002	432			51	28			T/P	3 700	420	115	20	13
	1	13/4	17/4	12 903	12 903	20			149	1			T/P	11 364	316	126	20	8
ufi	1	5/5	8/5	1 714	1 714	230			70	13			T/P	1 150	118	487	20	16
ufi	1	13/10	15/10	3 600	3 600	100			120	5			T/P	7 780	1 225	279	20	25
ufi	1	28/5	31/5	7 996	7 996	54			298	1			T/P	25 435	3 062	534	20	25
ufi	1	24/11	27/11	3 352	3 352	136			58	10			T/P	6 150	369	126,279	20	19
	1	24/11	27/11	7 602	7 602	248			105	14			T/P	7 893	103	19	20	8
	1	15/12	18/12	982	982	52			38	3			T/P	45 321	1 184	534	20	1
	1	21/4	24/4	1 550	1 550	48			36	4			T/P	48 265	0	83	20	16
	1	6/10	8/10	5 665	5 665	1 090			157	57			T/P	7 423	1 486	37	20	17
	1	26/5	29/5	3 300	3 300	428			109	20			T/P	7 000	200	527	20	22
	1	17/11	20/11	1 620	1 620	15			50	1			T/P	3 149	68	498	20	1
ufi	1	2/3	6/3	22 617	22 617	12			190	1			T/P	60 841	3 530	534	20	5
	1	15/12	18/12	2 969	2 969	0			61	0			T/P	7 804	254	534	20	10
	1	29/9	2/10	760	760	0			31	0			T/P	1 116	56	333	20	2
	1	31/3	3/4	2 500	2 500	0			66	0			T/P	6 447	17	115	20	5
ufi	1	9/6	11/6	4 124	4 124	670			184	17			T/P	6 831	1 169	256	20	1
	1	3/2	6/2	2 316	2 316	106			85	8			T/P	44 938	1 774	250,249	20	26
	1	17/3	20/3	12 661	12 661	1 431			348	90			T/P	73 043	2 622	250,249	20	18
	1	17/3	20/3	8 653	8 653	591			221	34			T/P	73 043	2 622	250,249	20	18

2011 EVENTS BY CITY

	Interval Year	Opening date	Closing date	Space				Exhibitors				Visitors			Organizer	Auditor	Industry sector	
				Rented Space (sq.m)				Exhibitors with their own stands		Represented firms		Admission for Trade/Public	Total					
				Total	Halls		Open air		from ... countries	Total	Foreign		Total	Foreign				Total
					Total	Foreign	Total	Foreign										
İstanbul (TR)																		
	1	17/3	20/3	4 599	4 599	253			117	15			T/P	73 043	2 622	250,249	20	19
	1	3/2	6/2	15 918	15 918	2 611			658	203			T/P	44 938	1 774	250,249	20	19
	1	3/2	6/2	1 860	1 860	98			94	10			T/P	44 938	1 774	250,249	20	19
	1	3/2	6/2	4 296	4 296	52			155	16			T/P	44 938	1 774	250,58,249	20	19
	1	15/10	19/10	16 703	16 703	40			352	3			T/P	53 487	6 073	532	20	1
	1	15/10	15/10	1 035	1 035	951			87	80			T/P	1 312	9	16	20	8
	1	4/2	6/2	3 500	3 500	0			138	0			T/P	55 000	275	398	20	2,25
	1	15/9	18/9	7 074	7 074	1 215			287	56			T/P	18 274	2 942	501	20	12
İzmir (TR)																		
	1	16/4	24/4	4 894	4 894	21			293	2			T/P	294 000	0	534	20	8
	1	13/10	16/10	7 552	7 552	121			261	10			T/P	28 907	769	561	20	5
	1	23/9	26/9	5 314	5 314	25			258	2			T/P	50 649	1 513	385	20	1
	1	22/9	25/9	1 330	1 330	0			29	0			T/P	3 891	0	122	20	15
	1	10/3	13/3	2 788	2 788	0			146	0			T/P	7 728	198	559	20	18
	1	23/9	26/9	8 708	8 708	84			215	6			T/P	93 248	2 487	385	20	1
	1	7/4	7/4	907	907	584			59	38			T/P	1 786	4	16	20	8
	1	11/10	11/10	1 005	1 005	654			61	44			T/P	2 167	4	16	20	8
	1	24/11	27/11	4 920	4 920	0			103	0			T/P	6 770	156	523	20	18
	1	12/5	15/5	2 526	2 526	36			147	3			T/P	7 916	136	286,40	20	22
	1	10/3	12/3	834	834	0			52	0			T/P	44 312	0	62	20	8
	1	24/11	24/11	700	700	560			28	23			T/P	700	0	135	20	8
	1	10/5	10/5	700	700	560			28	23			T/P	500	0	135	20	8
	1	22/3	22/3	400	400	368			72	66			T/P	2 600	0	278	20	8
	1	13/10	13/10	400	400	360			70	63			T/P	1 800	0	278	20	8
	1	16/2	19/2	30 000	30 000	134			188	9			T/P	14 410	1 035	286	20	25
	1	25/10	30/10	10 073	10 073	0			78	0			T/P	52 104	0	286	20	16
	1	8/9	18/9	68 109	68 109	2 057			1 083	256			T/P	1 511 258	391	286	20	27
	1	4/2	7/2	3 856	3 856	0			96	0			T/P	3 995	120	226	20	24
	1	30/9	3/10	5 500	5 500	0			115	0			T/P	6 987	392	523	20	11
	1	23/3	26/3	43 923	43 923	1 684			1 160	79			T/P	55 445	4 481	286	20	9
	1	5/5	7/5	5 302	5 302	136			130	8			T/P	5 100	107	286	20	9
	1	6/4	10/4	10 072	10 072	0			184	0			T/P	25 817	282	138	20	12
	1	3/3	6/3	6 329	6 329	24			120	1			T/P	7 501	170	286	20	2
	2x1	6/1	9/1	10 625	10 625	36			153	3			T/P	9 742	223	286	20	25
	2x1	16/6	19/6	11 255	11 255	12			148	1			T/P	9 142	229	286	20	25
	1	13/4	16/4	1 767	1 767	16			98	1			T/P	6 850	153	251	20	5
	1	8/12	11/12	10 576	10 576	862			638	19			T/P	20 568	206	286,250	20	3

2011 EVENTS BY CITY

	Interval Year	Opening date	Closing date	Space				Exhibitors				Visitors				Organizer	Auditor	Industry sector	
				Rented Space (sq.m)				Exhibitors with their own stands		Represented firms		Admission for Trade/Public							
				Total	Halls		Open air		from ... countries	Total	Foreign	Total	Foreign	Total	Foreign				Total
	Total	Foreign	Total	Foreign															
Jönköping (S)																			
	1	22/4	25/4	21 134	18 054			3 080	8	253		854		P	62 038		216	16	16
	2	20/9	22/9	5 609	5 599			10	2	199		13		T	14 704		145	16	5
		4/3	6/3	1 654	1 654				2	50		9		P	5 108		145	16	3
	2	4/10	6/10	1 107	1 107				3	38		7		T	4 015		145	16	20
	2	2/6	4/6	7 225	5 919			1 306	8	180		32		P	18 730		145	16	3
	1	11/10	12/10	4 910	4 910				6	139		2		T	2 916		145	16	3
	1	7/9	11/9	29 207	28 472			735	7	130		6		P	35 554		71,145,258	16	3
	3	19/10	22/10	16 441	16 441				6	333		81		T	24 120		145	16	5
	1	19/10	22/10	874	844			30	4	65		10		T/P	incl. in Elmia Lantbruk Djur & Inomgärd - Elmia Agricultural Exhibition Livestock & Technology		145	16	2
	2	4/10	6/10	6 490	6 027			463	15	246		76		T	incl. in Elmia Future Transport		145	16	26
	2	20/9	22/9	15 417	4 630			10 787	5	149		65		T	incl. in Elmia Fastighet		145	16	5
	1	8/11	11/11	18 011	18 011				29	1 179		414		T	14 504		145	16	19
	2	20/9	22/9	2 433	553			1 880	5	31		2		T	incl. in Elmia Fastighet		145	16	10
	2	20/9	22/9	2 649	2 496			153	10	97		17		T	incl. in Elmia Fastighet		145	16	5
	1	29/3	31/3	1 304	1 304				4	67				T	1 400		145	16	4
	1	19/1	21/1	4 311	4 311				6	189		285		T	2 440		145,420	16	4
	1	17/8	19/8	4 407	4 407				9	207		321		T	2 374		145,420	16	4
	4	26/5	28/5	67 798	749			67 049	11	297		24		T	32 040		145	16	19
	Note: the outdoor exhibition space included 29 000 sqm of demonstration area.																		
Jyväskylä (SF)																			
	1	11/3	13/3	6 160	6 000			160	2	279		72		P	20 267		289	17	5
	2	22/9	24/9	2 753	2 753			0	5	78		126		T	7 263		289	17	11
	1	3/12	4/12	2 915	2 915			0	3	271		0		P	21 012		289	17	3
	1	1/4	3/4	3 860	3 860			0	8	121		49		P	17 762		289	17	8
	1	19/10	22/10	20 086	13 888			6 198	7	207		118		T	18 088		289	17	1
	1	19/5	21/5	18 818	10 883			7 934	3	166		236		T	18 512		289	17	26
	2	10/6	12/6	5 437	5 032			405	4	161		44		T/P	7 058		289	17	3
	1	28/7	30/7	10 933	147			10 786	4	20		0		T/P	53 691		289	17	16
	1	2/2	3/2	1 642	1 642			0	1	118		0		T/P	16 366		289	17	8
	1	2/4	3/4	5 588	5 538			50	2	187		29		P	15 482		289	17	3
	2	6/9	9/9	4 973	4 078			896	10	146		191		T	6 631		289	17	9
	Note: visitors included in Jyväskylän Kirjamesut 2011, Viini 2011 ja Nordia 2011																		
Karlsruhe (D)																			
	1	17/2	20/2	9 952	9 952	387		0	7	409	21	11		P	36 142		255	12	27
	1	1/2	3/2	2 284	2 284	232		0	11	165	27			T	3 187	239	291	12	8
	1	29/10	6/11	25 529	23 205	1 149		2 324	15	795	42	12		P	139 448		255	12	27
Katowice (PL)																			
	1	21/1	22/1	303	303	0	0	0	1	40	0			T	124		555	6	22
	1	30/9	2/10	1 890	1 830	167	60	0	3	56	4	0	0	T	1 201		410	6	12
	1	23/2	24/2	416	416	40	0	0	4	44	3			T	free entry		555	6	17
	2	6/9	9/9	11 614	4 001	456	7 613	1 592	19	342	93	48	43	T	25 040		408	6	19
Kayseri (TR)																			
	1	7/4	10/4	3 000	3 000	28				120	1			T/P	23 546	421	524	20	19
	1	26/10	30/10	8 866	8 866	0				81	0			T/P	34 655	372	534	20	12
	1	31/3	3/4	15 000	15 000	0				203	0			T/P	185 000	0	51	20	1
	1	19/5	22/5	3 000	3 000	0				96	0			T/P	16 300	80	524	20	5
Kempen (D)																			
	1	13/8	21/8	14 080	5 911	295	8 169	10	6	347	12			P	101 077		292	12	27

see note

see note







2011 EVENTS BY CITY

	Interval Year	Opening date	Closing date	Space				Exhibitors				Visitors				Organizer	Auditor	Industry sector		
				Rented Space (sq.m)				Exhibitors with their own stands		Represented firms		Admission for Trade/Public								
				Total	Halls		Open air		from ... countries	Total	Foreign	Total	Foreign	Total	Foreign				Total	Foreign
					Total	Foreign	Total	Foreign												
Kielce (PL)																				
	1	15/4	17/4	295	295	0	0	0	1	31	0	0	0	T/P	incl. in DOM		293	6	15	
Kiev (UA)																				
	1	4/10	6/10	1 712	1 712	967	0	0	21	127	74	9	2	T/P	4 870	190	413	15	1	
	1	16/5	19/5	15 402	13 301	5 273	2 101	42	30	685	268	12	1	T/P	30 240	1 810	413	15	5	
	1	23/3	26/3	1 585	1 239	12	346	0	2	53	1	3	0	T/P	1 107	22	413	15	26	
	1	23/2	26/2	4 616	4 330	1 591	286	0	24	335	136	32	4	T/P	9 535	572	413	15	5	
	1	11/10	14/10	2 986	2 889	530	97	16	14	225	51	9	2	T/P	9 260	460	413	15	22	
	1	23/3	25/3	4 896	4 854	3 248	42	0	41	516	328	33	24	T/P	7 595	456	413	15	3	
	1	25/10	27/10	1 947	1 947	1 185	0	0	25	170	97	60	32	T/P	3 530	210	413	15	2	
Kırklareli (TR)																				
	1	21/9	25/9	10 000	10 000	0				42	0			T/P	30 000	0	442	20	1	
Klagenfurt (A)																				
	1	4/2	6/2	14 333	12 697	926	1 636	0	6	401	40	5	1	T/P	25 523	154	295	2	5	
	1	20/3	23/3	9 135	7 508	830	1 627	0	25	433	116	106	71	T	12 176	2 022	295	2	2	
Kokkola (SF)																				
	1	15/7	14/8	7 759	6 391		1 368		2	95		0		P	127 570		517	17	15	
Köln /Cologne (D)																				
	2	8/10	12/10	147 126	147 094	114 176	32		97	6 409	5 620	334	198	T	154 516	95 617	297	12	2	
	2	9/3	11/3	7 350	7 350	7 326	0		13	578	577			T	5 124	3 125	297	12	3,13	
	1	21/9	22/9	14 217	14 209	1 183	8		12	434	68			T	19 830		297	12	4	
	2	8/9	10/9	6 186	6 186	1 771	0		28	237	94	5	4	T	5 584	1 686	297	12	2	
	2	26/10	28/10	34 162	34 162	18 791	0		47	858	512	66	15	T	24 299	11 749	297	12	4,10,14	
	1	8/4	10/4	8 380	8 380	3 635	0		28	248	151			T	9 986		297	12	25	
	2	22/3	26/3	68 921	68 921	34 308	0		58	1 885	1 239	41	25	T	117 697	49 502	228	12	22	
	1	18/1	23/1	152 989	152 989	63 558	0		50	1 117	603	41	18	T	137 912	37 365	297	12	12	
	2	25/5	28/5	72 419	72 419	46 635	0		62	1 356	998	56	51	T	52 411	35 961	297	12	12	
	1	30/1	2/2	46 878	46 878	32 239	0		65	1 423	1 196	70	24	T	32 451	20 752	297	12	2	
	1	15/9	18/9	48 456	48 456	30 663	0		41	937	752			T	21 647	14 260	297	12	25	
	1	6/2	8/2	7 333	7 333	3 833	0		23	201	139	5	3	T	4 398	2 166	297	12	3	
	1	4/9	6/9	100 988	100 988	73 764	0		57	1 747	1 408	40	30	T	34 671	20 642	297	12	3	
Konya (TR)																				
	1	28/4	1/5	782	782	0				31	0			T/P	28 862	80	533	20	26	
	1	17/11	20/11	2 414	2 414	0				95	0			T/P	12 345	95	533	20	19	
	1	28/4	1/5	619	619	24				37	1			T/P	28 862	80	533	20	18	
	1	28/4	1/5	9 144	9 144	0				302	0			T/P	28 862	80	533	20	19	
	1	11/5	15/5	1 195	1 195	0				220	0			T/P	14 162	49	533	20	12	
	1	10/2	13/2	5 230	5 230	0				102	0			T/P	8 261	85	34	20	25	
	1	7/7	10/7	7 140	7 140	0				122	0			T/P	9 917	92	34	20	25	
	1	17/11	20/11	430	430	0				37	0			T/P	12 345	95	533	20	19	
	1	7/4	10/4	1 854	1 854	0				71	0			T/P	28 562	3	533	20	5	

2011 EVENTS BY CITY

	Interval Year	Opening date	Closing date	Space				Exhibitors				Visitors				Organizer	Auditor	Industry sector	
				Rented Space (sq.m)				Exhibitors with their own stands		Represented firms		Admission for Trade/Public							
				Total	Halls	Open air		from ... countries	Total	Foreign	Total	Foreign	Total	Foreign	Total				Foreign
	Total	Foreign	Total	Foreign															
Konya (TR)																			
	1	7/4	10/4	583	583	0				36	0			T/P	28 562	3	533	20	5
	1	16/3	20/3	21 721	21 721	48				474	3			T/P	178 261	182	533	20	1
	1	11/5	15/5	232	232	0				24	0			T/P	14 162	49	533	20	2
	1	11/5	15/5	397	397	0				25	0			T/P	14 162	49	533	20	18
	1	11/5	15/5	220	220	0				24	0			T/P	14 162	49	533	20	11
	1	8/9	10/9	1 452	1 452	0				87	0			T/P	12 981	2	533	20	1
	1	7/4	10/4	2 195	2 195	0				89	0			T/P	28 562	3	533	20	10
Kraków (PL)																			
	1	3/11	6/11	3 354	3 354	41	0	0	9	539	12			P	37 451		511	6	8
	1	23/3	25/3	867	867	60	0	0	7	190	9			P	11 011		511	6	8
	1	16/11	18/11	679	679	209	0	0	12	139	72			T/P	incl. in HORECA		511	6	2
	1	19/10	21/10	3 806	3 776	639	30	0	17	215	46			T	6 978		511	6	19
	1	11/5	12/5	563	563	15	0	0	2	45	1			T	714		129	6	2
	1	16/11	18/11	1 974	1 974	82	0	0	10	182	16			T/P	7 527		511	6	2
	1	24/11	25/11	1 178	1 178	91	0	0	7	89	14			T	1 967		511	6	17
	1	3/3	5/3	4 051	4 051	192	0	0	21	282	61			T	10 882		511	6	22
	1	3/6	5/6	738	738	10	0	0	2	101	1			P	free entry		511	6	21
	1	27/5	28/5	677	677	22	0	0	3	101	2			P	1 292		511	6	3
	1	5/10	6/10	837	837	213	0	0	10	82	21			T	924	2	129	6	26
	1	7/5	8/5	3 808	3 217	0	591	0	1	135	0			P	10 216		511	6	16
	1	12/10	15/10	138	138	6	0	0	2	24	1			T	510		511	6	22
Krasnodar (RU)																			
	1	22/11	25/11	26 795	11 491	3 111	15 304	1 435	27	608	209	25	3	T	11 759	941	298	15	1
Kuopio (SF)																			
	2	25/3	26/3	1 095	1 082		13		1	102		29		T/P	5 646		173	17	3
Kütahya (TR)																			
	1	14/4	17/4	4 660	4 660	0				114	0			T/P	78 750	0	220	20	1
	1	8/7	22/7	1 800	1 800	188				71	0			T/P	18	198 785	441	20	27
Kyiv (UA)																			
	1	2/2	2/4	1 841	1 807	944	34	0	15	152	80			T/P	incl. in InterAgro		301	4	1
	1	23/2	25/2	694	694	101	0	0	5	39	5			T/P	incl. in Food Expo		301	4	2
	1	25/10	28/10	2 871	2 871	218	0	0	8	161	17			T/P	8 041		156	4	7
	1	20/9	23/9	3 210	2 731	57	479	0	5	272	4			T/P	11 836	95	301	4	5
	1	5/10	8/10	5 424	5 424	1 888	0	0	6	220	41			T/P	17 203	287	301	4	12
	1	12/4	15/4	6 876	6 709	1 805	167	0	12	339	92			T/P	12 108		156	4	21
	1	23/2	25/2	1 002	1 002	440	0	0	11	105	38			T/P	8 126	342	301	4	2
	1	22/2	25/2	187	187	19	0	0	4	33	3			T/P	6 217		156	4	4
	1	11/1	11/3	1 187	1 157	117	30	0	5	77	8			T/P	4 043	57	301	4	1
	1	5/10	8/10	1 689	1 689	84	0	0	3	88	2			T/P	incl. in DLT		301	4	12
	1	11/1	11/3	1 513	1 511	169	2	0	9	72	9			T/P	incl. in Fruit. Vegetables. Logistics		301	4	1
	1	26/10	28/10	514	504	185	10	0	10	59	15			T/P	2 717		156	4	10
	1	22/2	25/2	1 009	1 009	124	0	0	5	55	6			T/P	6 217		156	4	19
	1	2/2	4/2	19 465	17 504	3 534	1 961	225	13	292	84			T/P	19 439	696	301	4	1
	1	22/3	26/3	17 480	15 557	2 133	1 923	42	19	762	92			T/P	28 590	529	301	4	5

2011 EVENTS BY CITY

	Interval Year	Opening date	Closing date	Space					Exhibitors					Visitors			Organizer	Auditor	Industry sector
				Rented Space (sq.m)					Exhibitors with their own stands		Represented firms		Admission for Trade/Public	Total					
				Total	Halls		Open air		from ... countries	Total	Foreign	Total		Foreign	Total	Foreign			
	Total	Foreign	Total	Foreign		Total	Foreign	Total	Foreign		Total	Foreign							
Kyiv (UA)																			
	1	8/11	10/11	4 298	4 298	150	0	0	5	245	18			T/P	10 394	108	301	4	2
	1	15/12	17/12	1 618	1 618	0	0	0	1	150	0			T/P	10 724	1	301	4	24
	1	16/11	19/11	5 260	5 260	197	0	0	9	325	15			T/P	26 174	155	301	4	24
	1	12/5	15/5	4 727	4 727	192	0	0	6	283	15			T/P	22 131	136	301	4	24
	1	9/3	12/3	10 915	10 915	5 648	0	0	9	296	160			T/P	19 829	277	301	4	12
	1	19/7	21/7	515	515	36	0	0	2	29	2			T/P	1 983	0	301	4	25
	1	16/2	19/2	3 804	3 804	932	0	0	12	280	47			T/P	11 138	103	301	4	25
	1	13/9	16/9	4 991	4 991	1 167	0	0	13	351	65			T/P	8 820	137	301	4	25
	1	9/3	12/3	3 970	3 970	1 213	0	0	8	151	40			T/P	incl. in KIFF		301	4	12
	1	23/2	25/2	2 098	2 098	470	0	0	16	159	32			T/P	incl. in Food Expo		301	4	11
	1	27/9	30/9	2 217	2 217	78	0	0	5	206	6			T/P	14 049		156	4	4
	1	8/11	10/11	446	446	84	0	0	7	42	9			T/P	7 133	29	301	4	2
La Ciotat (F)																			
	1	12/3	20/3	13 985	8 969	210	5 017		1	213	1	188	123	P	32 743		460	11	3
	1	14/9	19/9	31 110	5 637	501	25 473	1 860	21	532	47	718	233	T/P	69 124	1 379	241	11	26
La Roche sur Foron (F)																			
	1	29/4	9/5	26 383	16 285	660	10 097	20	6	536	18	1 236	415	P	69 718		46	11	27
	1	1/4	3/4	522	522					47				P	1 847		93	11	15
La Rochelle (F)																			
	1	11/11	13/11	2 949	2 949	18			1	163	1	163	1	P	6 287		96	11	3
	1	5/10	7/10	14 537	6 907	137	7 630	400	4	330	10	326	10	T	5 734	144	183	11	3
	2	23/3	25/3	1 399	1 399					60				T	1 052		69	11	5
	1	26/8	4/9	29 515	11 828	2 535	17 687	35	8	434	12	380	12	P	54 789		96	11	27
	1	8/4	10/4	4 117	4 117	36			1	188	1			P	6 155		96	11	12
	1	25/11	26/11	446	446	6			1	53	1	53	1	P	12 865		47	11	3
	1	13/1	15/1	1 227	1 227					114		114		P	10 986		303	11	8
	1	6/5	8/5	8 918			8 918			17		17		P	3 920		96	11	26
Lahti (SF)																			
	1	16/9	18/9	12 707	12 502		205		6	70		70		P	15 092		306	17	3
	1	12/10	13/10	1 034	1 034		0		4	81		0		T	1 273		306	17	10
	1	19/10	20/10	710	710		0		1	78		8		T	1 666		306	17	4
	3	16/11	18/11	2 181	2 181		0		6	89		69		T	4 140		306	17	17
	1	24/9	25/9	1 160	1 160		0		3	157		8		P	7 038		306	17	3
	1	18/3	20/3	6 706	6 618		88		2	324		90		T/P	25 773		306	17	5
	2	30/9	1/10	874	874		0		1	68		5		T/P	4 270		306	17	1
Landshut (D)																			
	2	1/10	9/10	18 223	14 252	638	3 971	58	12	546	25	15		P	114 671		294	12	27
Las palmas de gran canaria (E)																			
	1	1/6	5/6	3 044	3 044					80				P	22 198		270	14	27
Laval (F)																			
	1	5/2	7/2	785	785					42				P	2 408		232	11	12
	1	26/5	30/5	5 829	5 829					193				P	13 608		308	11	27
	1	14/10	16/10	3 351	3 351					171				P	10 807		308	11	12
	1	12/3	13/3	765	765					85				P	2 759		308	11	27
	1	5/2	7/2	297	297					30				P	2 490		232	11	2
Le Havre (F)																			
	1	11/3	14/3	2 355	2 343		12			136				P	82 510		377	11	12
	1	26/2	28/2	1 510	1 510					132				P	13 254		232	11	2
Le Mans (F)																			
	1	9/12	11/12	767	767					76				P	5 502		400	11	2

2011 EVENTS BY CITY

	Interval Year	Opening date	Closing date	Space						Exhibitors						Visitors				Organizer	Auditor	Industry sector
				Rented Space (sq.m)						Exhibitors with their own stands			Represented firms			Admission for Trade/Public	Total					
				Total	Halls		Open air		from ... countries	Total	Foreign	Total	Foreign	Total	Foreign		Total	Foreign				
Le Touquet (F)																						
CADEAUX A'PART LE TOUQUET	1	23/4	25/4	558	558						89				P	2 461		234	11	12		
Leipzig (D)																						
CADEAUX (September) / Comfortex	1	3/9	5/9	15 102	15 102	756	0		13	528	45	4	4	T	11 300	124	310	12	13			
CADEAUX (february)	1	26/2	28/2	9 278	9 278	354	0		12	304	22	1		T	7 577		310	12	13			
efa - Fair for Building Systems, Electrical Engineering, Air Conditioning and Automation	2	12/10	14/10	8 907	8 907	90	0		4	213	4	6		T/P	19 200	384	310	12	18			
enertec - International Trade Fair for Energy	2	25/1	27/1	3 339	3 297	178	42	42	13	232	34	2		T/P	6 848	452	310	12	9			
FACHDENTAL Leipzig - Show for dental surgeries and laboratories	1	16/9	17/9	4 508	4 508	201	0		11	248	15	9	1	T	3 894		307	12	22			
GÄSTE - Intern. Trade Fair for the Restaurant, Hotel and Catering Business	2	4/9	6/9	6 185	6 185	221	0		6	213	10			T/P	9 101	228	310	12	2			
HAUS-GARTEN-FREIZEIT - Leipzig Fair Home - Garden - Leisure - The consumer fair for the whole family/ Central German Handicrafts Fair/Beach & Boat	1	12/2	20/2	27 854	27 844	1 485	10		14	1 124	64			P	183 789	919	310	12	27			
MIDORA LEIPZIG - TRADE FAIR FOR WATCHES AND JEWELLERY	1	3/9	5/9	3 445	3 445	139	0		5	130	7			T	2 174	165	310	12	24			
models-hobbies-games	1	30/9	3/10	18 409	18 009	707	400		9	564	37	3	2	P	100 326	3 511	310	12	3			
PFLEGE + HOMECARE LEIPZIG - Professional nursing and home care services	2	27/9	29/9	4 650	4 650	99	0		5	262	6	1		T	12 403	87	310	12	22			
SHKG - Exhibition for Sanitation, Heating, Air-Conditioning and Building Automation	2	12/10	14/10	8 089	8 089	426	0		8	223	21	1		T/P	17 100	325	310	12	5			
Leipzig (D)																						
TerraTec - Intern. Trade Fair for Environmental Technologies and Services	2	25/1	27/1	3 936	3 936	275	0		13	278	63			T/P	6 438	534	310	12	10			
therapie Leipzig - Trade Fair and Congress for Therapy, Medical Rehabilitation and Prevention	2	10/3	12/3	4 739	4 739	347	0		11	239	20	4		T/P	11 283	225	310	12	22			
Touristik & Caravanning International / abgefahren - Tourism fair/ Bicycle Trade and Industry	1	16/11	20/11	31 356	31 356	2 305	0		32	963	208	143	46	P	61 739	1 439	518	12	3,6			
Z - SUBCONTRACTING FAIR	2	1/3	4/3	5 811	5 811	1 416	0		20	482	154	9		T	9 784	1 869	310	12	19			
Leszno - Wilkowice (PL)																						
Roltecnica	1	20/8	21/8	1 231	0	0	1 231	0	1	24	0	0	0	P	14 516		410	6	1			
Lille (F)																						
AMENAGO	1	6/11	13/11	6 778	6 778	198			1	198	9			P	32 653		234	11	12			
AQUALIE	1	5/10	6/10	905	905	60			5	71	6	8	1	P	700	61	233	11	5			
CADEAUX A'PART LILLE	1	25/11	27/11	723	723	300			2	66	3			P	5 421		234	11	12			
CHOCOLAT	1	4/3	6/3	607	607	25			2	50	2			P	19 017		160	11	2			
CONSTRUIRE NATUREL	1	4/11	7/11	1 917	1 917	214			1	77	10			P	3 384		234	11	12			
CREER	1	7/9	9/9	2 721	2 721					176				T/P	11 256	119	314	11	27			
ENVIES CULINAIRES	1	4/11	7/11	1 056	1 056	32			1	72	3			P	9 117		234	11	2			
ENVIRONORD	1	7/6	9/6	1 893	1 893	298			3	182	13	182	12	T	4 470		234	11	10			
FOM	1	13/1	15/1	240	240					20				T	313		90	11	22			
ID CREATIVES	1	29/9	2/10	952	952	91			3	95	8			P	12 071		234	11	3			
IMMOTISSIMO	1	18/3	20/3	4 790	4 790	135			1	135	6			P	9 584		234	11	15			
LILLE ART FAIR	1	24/3	27/3	3 269	3 269	498			8	89	15			T/P	13 982		314	11	3			
LYCEEN ET ETUDIANT	1	13/1	15/1	3 811	3 811	201			5	292	17			P	65 814		305	11	8			
MASTERS & 3ÈME CYCLES ET FORMATION POUR ADULTES	1	11/3	12/3	867	867	9			1	95	1			P	18 310		305	11	8			
NUTREVENT	1	15/6	16/6	397	397	114			8	52	16			T	866	281	314	11	22			
SALONS CE LILLE	2x1	15/2	16/2	1 126	1 126	54			2	141	15			T	2 205		94	11	4			
SALONS CE LILLE	2x1	20/9	21/9	1 257	1 257	45			1	161	11			T	2 545		94	11	4			
SERVICES A LA PERSONNE	1	13/5	14/5	701	701					68				T/P	1 508		314	11	4			
TENDANCES HABITAT	1	11/3	14/3	3 556	3 556	141			1	158	5			P	15 156		234	11	12			
TISSU PREMIER	2x1	15/6	16/6	1 820	1 820	899			14	136	69			T	3 666	1 238	159	11	25			
TOURISSIMA	1	11/2	13/2	1 701	1 701	469			7	406	46			P	21 995		94	11	3			

2011 EVENTS BY CITY

	Interval Year	Opening date	Closing date	Space				Exhibitors				Visitors				Organizer	Auditor	Industry sector		
				Rented Space (sq.m)				Exhibitors with their own stands		Represented firms		Admission for Trade/Public	Total							
				Total	Halls		Open air		from ... countries	Total	Foreign		Total	Foreign	Total				Foreign	
	Total	Foreign	Total	Foreign		Total	Foreign	Total	Foreign		Total	Foreign								
Lille (F)																				
VINS DES VIGNERONS INDEPENDANTS	1	18/11	21/11	3 464	3 464						562				P	50 893		547	11	1
Limoges (F)																				
FOIRE DE LIMOGES ET DU LIMOUSIN	1	27/5	5/6	21 297	6 908	45	14 389		4	358	4				P	58 658		213	11	27
HABITAT ET DECORATION DU LIMOUSIN	1	29/9	2/10	3 251	3 051		200			160		160			P	10 038		427	11	12
VINS	1	25/2	27/2	936	936					150					P	11 247		74	11	2
Lisbon (P)																				
ALIMENTARIA & HOROEXPO LISBOA - International Food, Hospitality and Technology for the Food and Drink Industry Exhibition	2	27/3	30/3	16 287	16 200	3 649	87	0	22	642	257	0	0	T	30 612	1 174		200	3	2
ARTE LISBOA - Contemporary Art Fair	1	23/11	27/11	2 178	2 178	468	0	0	2	45	14	0	0	T/P	10 147	15		200	3	3
BTL - International Tourism Exhibition	1	23/2	27/2	15 248	15 021	2 236	227	0	23	879	135	0	0	T/P	59 503	953		200	3	3,6
FIA-LISBOA - International Handicraft Exhibition	1	25/6	3/7	11 155	10 956	3 738	199	0	34	506	171	0	0	P	101 477	0		200	3	13
FUTURÁLIA - Youth, Career Training and Job Fair	1	16/3	19/3	7 087	7 001	90	86	0	6	367	15	0	0	P	50 617	0		200	3	8
INTERCASA CONCEPT - International Exhibition of Global Decorating Solutions and Concepts	1	8/10	16/10	9 029	8 689	0	340	0	1	204	4	0	0	T/P	47 876	31		200	3	12
MOTORCLÁSSICO - International Fair of Classic Automobile and Motorcycle	1	8/4	10/4	4 878	4 824	153	54	0	6	83	5	0	0	P	13 155	0		200	3	16
NATALIS- Lisbon Christmas Fair	1	3/12	11/12	2 493	2 493	72	0	0	5	208	6	0	0	P	14 974	0		200	3	13
NAUTICAMPO - International Exhibition of Boating, Sports, Adventure, Caravanning and Swimming-Pools	1	2/2	6/2	8 409	8 365	169	44	44	5	188	15	0	0	P	47 710	0		200	3	3
PAPERGIFT - Art-Toys-paper and Digital Editions-school-Office-Holidays-Gift-Stationery-Advertising	1	7/4	10/4	4 095	4 086	126	9	0	3	97	10	0	0	T	6 553	41		200	3	11,13
SEGUREX - International Safety and Security Exhibition	2	16/3	19/3	7 759	7 687	387	72	0	6	139	25	0	0	T/P	13 990	131		200	3	7
SIL - Portugal Real Estate Exhibition	1	11/10	16/10	3 269	3 229	333	40	0	4	133	3	0	0	T/P	incl. in INTERCASA CONCEPT			200	3	15
TEKTÓNICA - International Construction and Public Works Exhibition	1	3/5	7/5	17 690	16 770	1 126	920	0	7	444	62	0	0	T	30 158	395		200	3	5
Ljubljana (SI)																				
Ambient Ljubljana	1	6/11	11/11	7 939	7 819	552	120	21	6	197	12	97	97	T/P	25 063	0		240	2	12
Lleida (E)																				
CUCALOCUM PRIMAVERA	1	18/4	21/4	819	819					12				P				203	14	3
CUCASPORT	1	26/12	4/1	1 284	1 284					27				P	10 668			203	14	3
DE NUVIS	1	4/11	6/11	1 368	1 368					80				P	526			203	14	25
EUROFRUIT	1	29/9	2/10	SANT MIQUEL						incl. in SANT MIQUEL				T	incl. in SANT MIQUEL			203	14	1
F&T	1	17/2	19/2	1 177	1 177					38				T				203	14	8
LLEIDA OCASIÓ	1	4/2	6/2	4 148	3 748		400			27				P				203	14	16
LLEIDANTICLLEIDARETRO	1	18/11	20/11	1 382	1 382					20				P	1 367			203	14	16
MASCOTA'M	1	4/3	6/3	1 125	1 125					22				T	incl. in PETITALIA			203	14	1
PETITALIA	1	4/3	6/3	647	647					25				P	2 928			203	14	12,13,24,25
SANT MIQUEL	1	29/9	2/10	23 644	8 293		15 351			305				T	16 583	523		203	14	1
Lódz (PL)																				
Beauty and Estetyka	1	22/10	23/10	655	655	0	0	0	1	80	0			P	3 842			317	6	14
Books	1	9/12	11/12	396	396	0	0	0	1	60	0			P	4 161			317	6	8
DENTEXPO LÓDZ 2011	1	2/9	3/9	653	593	6	60	0	2	68	1	0	0	T	free entry			555	6	22
Games and Toys	1	30/9	2/10	1 021	821	0	200	0	1	64	0			T/P	4 204			275	6	13
Health, Esotery Festival	1	11/11	13/11	810	782	10	28	0	3	223	2			P	3 838			317	6	22
INTERBUD	1	17/2	20/2	4 393	3 731	6	662	0	3	276	2			P	13 126			275	6	5
NATURA FOOD	1	14/10	16/10	1 225	1 215	36	10	0	6	188	5			T/P	6 715			317	6	2
PLANTEXPO	1	18/3	20/3	744	699	0	45	0	1	52	0			P	4 053			275	6	3
Rehabilitacja	1	6/10	8/10	3 007	2 992	64	15	0	9	226	29			T/P	6 541			275	6	22
Roofing	1	25/11	26/11	861	828	61	33	0	3	58	3			T	1 228			275	6	5
Vetmedica	1	9/4	10/4	694	654	4	40	0	2	77	1	1	0	T	1 613			275	6	3

2011 EVENTS BY CITY

	Interval Year	Opening date	Closing date	Space				Exhibitors				Visitors				Organizer	Auditor	Industry sector	
				Rented Space (sq.m)				Exhibitors with their own stands		Represented firms		Admission for Trade/Public	Total						
				Total	Halls		Open air		from ... countries	Total	Foreign		Total	Foreign	Total				Foreign
	Total	Foreign	Total	Foreign		Total	Foreign	Total	Foreign		Total	Foreign							
Longarone (I)																			
MIG 2011 - Mostra Internazionale del Gelato Artigianale	1	27/3	30/3	6 196	6 120	1 320	76		6	153	35	14	13	T/P	26 042	7 893	319	7	2
Lons le Saunier (F)																			
IMMOBILIER ET HABITAT	1	16/9	18/9	1 431	1 431					96		101		P	5 656		423	11	15
CITE 39	2	20/5	21/5	942	692		250			63				P	594		287	11	4
Lorient (F)																			
ANTIQUITE ET BROCANTE	1	3/12	4/12	1 239	1 239					63				P	2 421		473	11	3
ENERGIES ET ECO-HABITAT	1	24/9	26/9	1 166	1 166					62				P	2 573		400	11	10
HABITAT EXPO	1	26/3	28/3	2 659	2 659					140				P	4 309		232	11	12
TERRE	1	18/3	21/3	1 600	1 600					170				P	4 046		473	11	1
TROC ET PUCES	1	16/1	16/1	2 686	2 686					251				P	4 346		473	11	3
Lörrach (D)																			
REGIO - Three Countries - one Fair	1	19/3	27/3	10 984	9 511	681	1 473	107	8	447	32	95	34	P	68 785	13 757	347	12	27
Lublin (PL)																			
Agropark	1	28/5	29/5	2 686	366	0	2 320	9	2	98	1			T/P	2 993		320,410	6	1
Autosalon / Car Audio	1	2/4	3/4	3 126	2 943	0	183	0	1	59	0			T/P	8 225		320	6	16
EcoForum EXPO	1	22/9	23/9	355	351	20	4	0	2	33	1			T	711		320	6	10
EDEN	1	14/5	15/5	1 073	1 041	60	32	0	2	61	1			P	6 474		320	6	3
Edukacja	1	15/2	16/2	691	691	0	0	0	1	117	0			P	12 473		320	6	8
Energetics	1	15/11	17/11	1 463	1 415	24	48	0	2	107	1			T	3 529		320	6	9
Job Fair	1	8/3	8/3	276	266	86	10	0	9	59	16			P	5 000		320	6	8
LUBDOM Autumn/Furnishing	2x1	30/9	2/10	1 245	890	0	355	0	1	97	0			P	3 063		320	6	5
LUBDOM Spring	2x1	25/3	27/3	3 365	2 809	0	556	14	2	211	1			T/P	7 252		320	6	5
Infostrada	1	7/6	8/6	301	301	12	0	0	2	25	1			T	711		320	6	22
LUBSACRO	1	22/11	24/11	646	646	30	0	0	2	66	1			T	913		320	6	4
Toy fair	1	10/12	11/12	322	322	9	0	0	2	22	1			P	1 900		320	6	13
LUBDREW	1	20/10	22/10	946	811	29	135	0	2	42	2			T	1 483		320	6	16
Wedding	1	26/11	26/11	567	567	0	0	0	1	84	0			P	3 435		320	6	3
Lucca (I)																			
MIAC	1	12/10	14/10	3 159	3 159	487			13	129	28	143	92	T	3 892	795	133	7	19
Lviv (UA)																			
Dental Ukraine	1	27/10	29/10	1 396	1 396	54	0	0	5	109	15			T	5 481		223	6	22
Woodprocessing	1	17/5	20/5	1 231	823	145	408	0	11	130	11			T	3 533		223	6	12
Lyon (F)																			
AUTOMOBILE INTERNATIONAL	2	8/10	16/10	16 081	16 081	257			3	69	3	4	2	P	95 570		233	11	26
ENERGIES RENOUVELABLES	2	15/2	18/2	24 410	24 410	7 583			21	763	195	98	19	T	35 982	1 544	233	11	5
EQUITA	1	26/10	30/10	18 508	18 508	2 356			11	588	88	8		P	114 863		233	11	3
EUROBOIS	2	15/2	18/2	13 063	13 063	3 726			13	352	110	22	17	T	25 363	438	233	11	5
EUROPACK EUROMANUT	2	15/11	17/11	5 119	5 119	424			7	202	16	42	33	T	6 045	446	479	11	19
FOIRE INTERNATIONALE	1	18/3	28/3	41 858	41 858	2 055			20	1 031	113	130		P	212 705		233	11	27
HOME - RESIDENCE ET BOIS	1	29/9	2/10	4 975	4 975	39			2	189	2	101		P	16 919		233	11	12
ID CREATIVES	1	6/10	9/10	1 001	1 001	42			3	102	5			P	12 665		234	11	3
IMMOBILIER	2x1	25/3	27/3	1 954	1 954					137				P	8 943		94	11	15
IMMOBILIER	2x1	7/10	9/10	1 961	1 961					129				P	8 033		94	11	15
IMTEC	1	14/6	16/6	348	330		18		1	30	3			T	268	44	235	11	22
JPMS	1	6/2	7/2	8 947	8 947	1 265			10	198	33			T	9 183	339	366	11	26
L'ETUDIANT	1	14/1	16/1	4 113	4 113	111			6	356	12			P	77 848		242	11	8
MAHANA LYON	1	4/2	6/2	2 487	2 487	258			15	271	40			P	27 065		94	11	3
MASTERS ET 3EME CYCLES	1	25/3	26/3	570	570	12			1	58	1			P	6 417		242	11	8
PREVENTICA	2	27/9	29/9	7 085	7 085					431				T	12 538		98	11	22
PRINT'OR	1	6/2	8/2	4 572	4 572	620			12	197	34	211	12	T	4 764	230	235	11	25
SALONS CE LYON	2x1	23/2	24/2	1 375	1 375	15			2	165	2			T	2 551		94	11	4
SALONS CE LYON	2x1	8/9	9/9	1 180	1 180	3			1	153	1			T	2 368		94	11	4
SF2H	1	8/6	10/6	685	685	36			2	63	4			T	954	82	157	11	22
SFTS	2	3/5	6/5	745	745	90			4	49	6			T	1 167	122	157	11	22

2011 EVENTS BY CITY

	Interval Year	Opening date	Closing date	Space				Exhibitors				Visitors				Organizer	Auditor	Industry sector		
				Rented Space (sq.m)				Exhibitors with their own stands		Represented firms		Admission for Trade/F public								
				Total	Halls	Open air		from ... countries	Total	Foreign	Total	Foreign	Total	Foreign	Total				Foreign	
	Total	Foreign	Total	Foreign																
Lyon (F)																				
uifi	SIRHA	2	22/1	26/1	53 801	53 801	7 722			23	1 772	362	314	30	T	146 494	16 612	233	11	2
	SPORT ACHAT ETE	2x1	29/8	30/8	3 607	3 607	538			10	161	20			T	1 393		497	11	25
	SPORT ACHAT HIVER	2x1	14/3	16/3	8 278	8 278	1 225			14	322	46			T	3 259		497	11	25
	VINS DES VIGNERONS INDEPENDANTS	1	4/2	6/2	1 642	1 642					270				P	9 331		547	11	1
	VINS DES VIGNERONS INDEPENDANTS	1	27/10	31/10	3 383	3 383					551				P	67 362		547	11	1
	VINS ET GASTRONOMIE	1	29/9	2/10	647	647					58				P	1 576		232	11	2
Mâcon (F)																				
	HABITAT ET IMMOBILIER	1	14/10	17/10	2 771	2 345		426			158				P	7 537		287	11	12
Madrid (E)																				
	100 X 100 MASCOTAS	1	20/05	22/05	11 603	11 585	27				59	2			P	10 540	3	185	14	3
	ALMONEDA	1	09/04	17/04	5 394	5 394	383				162	9			P	4 146	3	185	14	3
uifi	ARCOMadrid	1	16/02	20/02	16 939	15 316	7 121				290	157			P	25 896	489	185	14	3
uifi	AULA	1	02/03	06/03	6 675	6 662	530				169	14	110	34	P	5 051	4	185	14	8
uifi	BISUTEX (1ª ED.)	2x1	03/02	07/02	9 290	9 290	934				361	43	168	49	T			185	14	24
uifi	BISUTEX (2ª ED.)	2x1	14/09	18/09	9 267	9 267	1 101				356	50	103	50	T			185	14	24
	BROADCAST	2	25/10	28/10	5 238	5 196	365	42			145	12	368	292	T	10 532	278	185	14	21
	CASA PASARELA	1	17/02	19/02	1 049	937	19				47	2			T/P	4 054	49	185	14	15
	CIBELES MADRID FASHION WEEK	2x1	18/02	23/02	5 500	2 113					29				T	1 702		185	14	25
uifi	CLIMATIZACIÓN	2	01/03	04/03	37 335	37 016	5 228				408	87	659	401	T	42 997	3 893	185	14	21
	DABADUM	1	06/12	11/12	10 794	10 794					71				P	15 300	1	185	14	3
	ER11, EXPO RECLAM 2011 - International Advertising and Promotional Gift Show	1	15/2	17/2	7 158	7 034	622				226	29			T	7 435	817	430	14	13
uifi	EXPOFRANQUICIA	1	05/05	07/05	3 940	3 673	248	42			166	14	74	2	T/P	8 451	232	185	14	4
	EXPOMATEC	2	24/05	28/05	7 925	7 905	57				71	3	181	135	T	4 868	168	185	14	5
	EXPO RECLAM XMAS 2011 - International Advertising and Promotional Gift Show	1	6/9	7/9	1 048	951	172				76	6			T	151		430	14	3
	EXPOSICIÓN INTERNACIONAL PARA LA COMUNICACIÓN VISUAL	1	6/10	8/10	4 232	3 865	372				105	20			T	75		430	14	21
	FERIARTE	1	19/11	27/11	6 363	6 255	224				123	4			P	4 533	8	185	14	3
uifi	FITUR	1	19/01	23/01	74 290	72 277	19 998	242			2 130	1 108	9 917	1 006	T/P	133 947	17 496	185	14	6
	FORO POSTGRADO	1	03/03	05/03	703	703	36				55	2			P	2 947	17	185	14	8
uifi	FRUIT ATTRACTION	1	19/10	21/10	14 648	14 361	1 430				452	37	642	228	T	18 192	3 336	185	14	1
uifi	GENERA	1	11/05	13/05	10 487	9 905	2 247	152			241	41	389	221	T	18 090	986	185	14	19
	HOREQ	2	21/11	23/11	1 778	1 694	160				75	8	103	40	T	3 869	154	185	14	2
uifi	IBERJOYA (1ª ED.)	2x1	03/02	07/02	6 386	6 386	2 277				183	64	28	21	T	11 186	492	185	14	24
uifi	IBERJOYA (2ª ED.)	2x1	14/09	18/09	10 235	10 235	3 352				277	87	80	62	T	13 594	731	185	14	24
	INTERDIDAC	1	03/03	05/03	1 199	1 199	61				50	4			P	2 494	49	185	14	8
uifi	INTERGIFT (1ª ED.)	2x1	03/02	07/02	59 315	59 099	5 450	200	200		617	75	647	391	T	34 929	2 423	185	14	12
uifi	INTERGIFT (2ª ED.)	2x1	14/09	18/09	58 564	56 986	6 147	873	200		626	91	503	384	T	29 448	2 092	185	14	12
uifi	INTERSICOP	3	24/03	28/03	11 982	11 982	2 642				209	56	205	152	T	23 077	1 741	185	14	2
	LAS MIL Y UNA BODA EN MADRID	1	21/10	23/10	3 166	2 890	26				148	2			P	11 712	2	185	14	25
uifi	LIBER	2	05/10	07/10	4 903	4 892	476				249	24	589	18	T	5 690	1 222	185	14	8
uifi	MADRID NOVIAS	1	05/05	08/05	4 697	1 929	184				60	7			T	2 051	104	185	14	25
	MERCADISIMO	2x1	08/06	12/06	4 641	4 417	310	152			188	11			P	26 378		185	14	27
uifi	MODACALZADO (1ª ED.)	2x1	13/03	15/03	13 212	12 930	1 037				260	35			T	7 739	1 131	185	14	25
uifi	MODACALZADO (2ª ED.)	2x1	11/09	13/09	12 074	11 538	869				243	37			T	7 533	1 139	185	14	25
uifi	MOTORTEC AUTOMECHANIKA IB.:	2	30/03	02/04	24 210	23 227	3 148				372	77	633	104	T	29 285	3 039	185	14	16
	NATURIVA - ESQUI Y MONTAÑA :	1	11/11	13/11	2 970	2 920	193	50			54	2	103	2	P	6 781		185	14	3
uifi	OFITEC	2	25/10	28/10	2 202	2 094	430				26	3	15	7	T	1 938	240	185	14	12
	PROPET	1	11/03	13/03	3 111	3 005	88				97	5	131	83	T	8 512	89	185	14	3
	SALON DEL VEHICULO DE OCASIÓN	1	03/06	12/06	21 243	21 243					45				P	20 751	3	185	14	16
uifi	SALÓN LOOK INTERNACIONAL	1	14/10	16/10	10 447	9 057	1 426				295	51			T	64 306	930	185	14	12
	SIMA _ SALÓN INMOBILIARIO INTERNACIONAL DE MADRID	1	2/6	5/6	4 847	4 320	176				107	5			T/P	278		405	14	15

2011 EVENTS BY CITY

	Interval Year	Opening date	Closing date	Space				Exhibitors				Visitors				Organizer	Auditor	Industry sector	
				Rented Space (sq.m)				Exhibitors with their own stands		Represented firms		Admission for Trade/Public	Total		Total				Foreign
				Total	Halls		Open air		from ... countries	Total	Foreign		Total	Foreign					
	Total	Foreign	Total	Foreign		Total	Foreign	Total	Foreign		Total	Foreign							
Madrid (E)																			
	2x1	03/02	05/02	13 690	13 377	2 885				385	58			T	14 704	1 235	185	14	25
	2x1	01/09	03/09	13 262	12 670	3 190				357	74			T	10 805	1 070	185	14	25
	1	04/10	06/10	7 463	6 372	796				151	33			T	9 422	219	185	14	21
	2	27/09	30/09	5 001	4 660	483	121			129	18	192	137	T	5 318	450	185	14	16
	2	21/11	23/11	3 224	3 207	297				85	14	103	48	T	3 426	356	185	14	2
Magdeburg (D)																			
	1	25/2	27/2	2 132	1 995	24	137			3	111	2	3	T/P	5 386		311	12	27
	1	11/3	13/3	3 874	3 602	21	272			3	112	2	6	P	6 557		353	12	26
Mainz (D)																			
	1	19/3	27/3	14 875	12 053	520	2 822			14	708	36		P	75 158		424	12	27
Málaga (E)																			
	1	25/11	27/11	1 775	937					61				P	2 349		391	14	25
	2	17/2	18/2	1 014	572					26		4		T			391	14	4,5,19
	1	6/10	8/10	1 583	462					32		10		T	1 281	11	391	14	19
	2	6/3	9/3	2 615	2 615	24				98	1	9		T			391	14	2
	1	26/12	4/1	9 673	147					7				P	27 081		391	14	3
	1	6/5	8/5	1 823	475	9				54	1	8	1	T/P	3 083		391	14	22
	1	8/4	10/4	974	974					46				P	4 043		391	14	27
	1	6/10	9/10	1 613	839					37				T/P	232		391	14	15
Malatya (TR)																			
	1	6/7	10/7	3 950	3 950	0				117	0			T/P	115 000	0	325	20	27
	1	1/8	10/8	3 200	3 200	0				36	0			T/P	16 500	0	325	20	8
	1	7/4	10/4	3 500	3 500	0				106	0			T/P	54 200	0	325	20	1
	1	5/5	8/5	2 644	2 644	0				66	0			T/P	24 100	0	325	20	5
Malmö (S)																			
	1	3/3	6/3	7 853	7 853					7	336		44	P	30 660		380,499,545	16	15
Manisa (TR)																			
	1	22/3	27/3	2 500	2 500	0				60	0			T/P	260 000	0	490	20	27
	1	4/5	7/5	2 500	2 500	0				73	0			T/P	16 000	0	490	20	4
	1	16/11	20/11	3 200	3 200	0				58	0			T/P	48 000	0	490	20	1
Mannheim (D)																			
	1	30/4	10/5	67 726	35 690	2 196	32 036	158	19	1 413	82			P	329 821		324	12	27
Mäntyhärju (SF)																			
	1	27/6	10/7	3 378	2 150		1 228		1	77		0		P	53 698		517	17	15
Marbella (E)																			
		28/10	30/10	389	389					39				P			392	14	25
	1	14/9	18/9	1 047	1 047	46				25	2			P	808		392	14	3
Marçq en Baroeul (F)																			
	1	14/10	16/10	408	408					64				P	3 358		232	11	2
Marne la Vallée (F)																			
	1	1/2	2/2	3 695	3 695	259			7	197	18			T	7 748	59	435	11	21

2011 EVENTS BY CITY

	Interval Year	Opening date	Closing date	Space					Exhibitors					Visitors			Organizer	Auditor	Industry sector
				Rented Space (sq.m)				Total	Exhibitors with their own stands		Represented firms		Admission for Trade/Public	Total					
				Total	Halls		Open air		from ... countries	Total	Foreign	Total		Foreign	Total	Foreign			
					Total	Foreign	Total	Foreign	Total	Foreign	Total	Foreign	Total	Foreign					
Marseille (F)																			
	1	30/9	2/10	378	378	9			1	23	1			T	269	10	157	11	22
	2x1	7/2	8/2	960	960					120				P	750	108	548	11	2
ufi	1	23/9	3/10	52 322	26 937	2 689	25 385	2 093	36	1 316	337	224	84	P	310 990	179	460	11	27
	1	21/1	22/1	2 016	2 016	9			1	179	1			P	45 219		242	11	8
	1	21/1	23/1	1 493	1 493	55			4	159	4			P	15 400		94	11	3
	1	4/3	7/3	4 476	4 476	46			3	105	3	25	8	P	9 452		460	11	12
	2x1	24/3	25/3	1 042	1 042	9			1	134	2			T	1 687		94	11	4
	2x1	13/10	14/10	736	736	8			1	103	1			T	1 393		94	11	4
		11/5	14/5	517	517	9			1	49	1			T	1 985	538	157	11	22
	1	8/6	10/6	621	621	24			2	39	2			T	1 447	50	243	11	4
Mersin (TR)																			
	1	17/9	25/9	4 361	4 361	149				62	11			T/P	20 100	220	218	20	12
	1	25/5	29/5	3 446	3 446	0				110	0			T/P	7 423	83	218	20	5
	1	3/3	6/3	7 713	7 713	283				248	12			T/P	29 897	214	218	20	1
	1	14/4	17/4	3 627	3 627	0				157	0			T/P	21 000	150	218	20	2
	1	6/10	9/10	3 809	3 809	21				163	2			T/P	4 838	85	218	20	26
Metz (F)																			
	1	25/11	28/11	1 271	1 271	96			3	60	4			P	3 937		359	11	3
	1	3/2	6/2	2 506	2 506	204			5	184	15			P	25 484		359	11	3
ufi	1	1/10	11/10	29 519	16 241	1 171	13 278	132	10	777	47			P	134 637		359	11	27
	1	15/4	17/4	1 681	1 681	403			4	57	6			P	5 654		359	11	3
	1	18/3	21/3	7 232	7 232	301			4	331	11			P	21 329		359	11	12
	1	21/1	23/1	1 211	1 211	36			1	97	2			P	5 015		3	11	4
	1	17/2	18/2	460	460	29			2	55	5			T	739		94	11	4
	1	25/3	27/3	1 246	1 246	129			5	134	11			P	4 929		359	11	2
	1	25/1	27/1	3 126	3 126	272			3	93	8			T/P	3 605		359	11	10
	1	17/2	20/2	2 739	2 739	6			1	13	1			P	3 211		359	11	26
	1	8/4	10/4	512	512					82				P	4 783		232	11	2
Milano (I)																			
	1	3/12	11/12	58 026	58 026	22 618	0	0	n.d.	2 923	1 119	0	0	P	2 877 502	12 326	225	7	13
	2x1	15/2	16/2	2 976	2 976	264	0	0	n.d.	123	13	0	0	T	1 790	338	29	7	25
	2x1	13/9	14/9	3 200	3 200	320	0	0	n.d.	136	16	0	0	T	461	461	29	7	25
	2	16/11	19/11	2 533	2 533	80	0	0	n.d.	89	2	23	19	T	4 772	83	137	7	19
	1	5/10	7/10	3 865	3 865	370	0	0	n.d.	144	19	125	114	T	5 152	584	36	7	22
ufi	1	20/5	23/5	4 817	4 817	1 541	0	0	n.d.	2	1	1	1	T	3 888	604	426	13	24
	2x1	27/2	1/3	435	435	32	0	0	n.d.	63	5	0	0	T	7 010	910	404	7	25
	2x1	24/9	26/9	439	439	42	0	0	n.d.	62	5	0	0	T	8 075	1 556	404	7	25
	2	16/11	19/11	6 849	6 849	2 450	0	0	n.d.	116	33	161	151	T	9 157	921	196	13	12
	1	7/6	9/6	10 500	10 500	1 000	0	0	n.d.	352	57	11	0	T	10 029	572	225	7	5
	2	22/11	26/11	2 325	2 325	460	0	0	n.d.	66	12	14	4	T	7 774	2 087	146	7	2
	1	23/7	25/7	3 147	3 147	17	0	0	n.d.	37	1	8	0	P	30	30	141	7	16
	1	8/11	13/11	129 099	49 099	8 263	80 000	0	n.d.	495	124	636	326	P	550 708	60 353	141	7	16
	2	12/4	17/4	41 695	41 695	10 923	0	0	n.d.	486	165	0	0	P	22 083	18 401	106	7	12

2011 EVENTS BY CITY

	Interval Year	Opening date	Closing date	Space					Exhibitors					Visitors			Organizer	Auditor	Industry sector	
				Rented Space (sq.m)					Exhibitors with their own stands			Represented firms		Admission for Trade/Public	Total					
				Total	Halls		Open air		from ... countries	Total	Foreign	Total	Foreign		Total	Foreign				
	Total	Foreign	Total	Foreign									Total	Foreign						
Milano (I)																				
EUROLUCE, SALONE INTERNAZIONALE DELL'ILLUMINAZIONE	2	12/4	17/4	41 695	41 695	10 923	0	0	n.d.	489	165	0	0	P	315 353	184 538	106	7	12	
FESTIVITY	1	23/1	27/1	10 888	10 888	887	0	0	n.d.	65	12	4	2	T	9 238	191	465	7	13	
FILO	1	12/10	13/10	1 065	1 065	270	0	0	n.d.	68	16	0	0	T	2 563	836	50	7	25	
GREENERGY EXPO 2011	1	16/11	19/11	9 946	9 946	3 011	0	0	n.d.	300	87	23	9	P	28 277	2 277	36	7	9	
HOST-SALONE INTERNAZIONALE DELL'OSPITALITA PROFESSIONALE (SIC - SALONE INTERNAZIONALE DEL CAFFÈ; HOTEL EMOTION - INNOVAZIONE NELL'INDUSTRIA ALBERGIERA	2	21/10	25/10	99 668	99 668	20 716	0	0	n.d.	1 288	346	308	125	T	125 005	43 314	196	13	2	
HTE - HI.TECH.EXPO 2011	1	16/11	19/11	1 003	1 003	247	0	0	n.d.	68	13	3	2	T	3 143	254	36	7	10	
MACE AUTUNNO- BIJOUX	1	8/9	11/9	79 679	79 679	14 111	0	0	n.d.	1 415	310	242	116	T	83 700	11 500	196	7	13	
MACEF PRIMAVERA - CHIBI & CART	1	27/1	30/1	105 644	105 644	17 806	0	0	n.d.	1 701	331	248	142	T	94 513	12 213	426	13	13	
MADE EXPO MILANO ARCHITETTURA DESIGN EDILIZIA	1	5/10	8/10	91 263	91 263	5 543	0	0	n.d.	1 496	127	426	149	T	253 533	31 905	184	7	19	
MI MILANO PRET-A-PORTER	2x1	25/2	28/2	4 436	4 436	1 258	0	0	n.d.	186	40	0	0	T	5 668	1 427	426	13	25	
MI MILANO PRET-A-PORTER	2x1	23/9	26/9	4 882	4 882	1 587	0	0	n.d.	214	52	0	0	T	4 528	1 275	196	13	25	
MIART -FIERA INTERNAZIONALE D'ARTE MODERNA E CONTEMPORANEA	1	8/4	11/4	5 633	5 633	296	0	0	n.d.	125	4	0	0	P	8 846	0	426	13	13	
MICAM SHOEVENT	1	18/9	21/9	70 041	70 041	20 818	0	0	n.d.	1 595	582	0	0	T	42 385	20 967	2	7	25	
MIDO MOSTRA INTERNAZIONALE DI OTTICA, OPTOMETRIA E OFTALMOLOGIA	1	4/3	6/3	42 973	42 973	25 426	0	0	n.d.	846	606	285	259	T	31 592	18 468	361	7	22	
MIFUR - SALONE INTERNAZIONALE DELLA PELLICCERIA E DELLA PELLE	1	6/3	9/3	16 658	16 658	5 485	0	0	n.d.	188	77	0	0	T	8 885	4 611	152	8	25	
MILANO MODA DONNA	2x1	23/2	2/3	30 000	30 000	0	0	0	n.d.	112	5	0	0	T	751	65	68	7	25	
MILANO MODA DONNA	2x1	21/9	28/9	30 000	30 000	0	0	0	n.d.	112	5	0	0	T	847	207	68	7	25	
MILANO MODA UOMO SFILATE ED EVENTI	2x1	15/1	19/1	13 500	13 500				n.d.	4	4	0	0	T	416	18	68	7	25	
MILANO MODA UOMO SFILATE ED EVENTI	2x1	18/6	22/6	13 500	13 500				n.d.	38	8	0	0	T	350	60	68	7	25	
MILANO UNICA IDEABIELLA	2x1	14/2	17/2	4 329	4 329	527	0	0	n.d.	59	13	0	0	T	20 183	5 121	48	7	25	
MILANO UNICA IDEABIELLA	2x1	13/9	15/9	4 290	4 290	449	0	0	n.d.	55	11	0	0	T	21 591	6 933	48	7	25	
MILANO UNICA, IDEACOMO	2x1	14/2	17/2	430	430	0	0	0	n.d.	23	0	0	0	T	7 998	4 939	151	7	25	
MILANO UNICA, IDEACOMO	2x1	13/9	15/9	430	430	0	0	0	n.d.	23	0	0	0	T	20 183	5 121	151	7	25	
MILANO UNICA, MODA IN TESSUTO E ACCESSORI	2x1	14/2	17/2	9 992	9 992	1 799	0	0	n.d.	325	61	0	0	T	20 183	5 121	456	7	25	
MILANO UNICA, MODA IN TESSUTO E ACCESSORI	2x1	13/9	15/9	12 581	12 581	1 658	0	0	n.d.	390	69	0	0	T	21 591	6 933	456	7	25	
MILANO UNICA, SHIRT AVENUE	2x1	14/2	17/2	1 658	1 658	254	0	0	n.d.	29	7	0	0	T	20 183	5 121	39	7	25	
MILANO UNICA, SHIRT AVENUE	2x1	6/9	9/9	1 755	1 755	312	0	0	n.d.	33	9	0	0	T	21 591	6 933	39	7	25	
MIPEL MERCATO INTERNAZIONALE DELLA PELLICERIA	2x1	18/9	21/9	15 133	15 133	3 742	0	0	n.d.	454	163	55	15	T	15 909	8 285	14	7	25	
MIPEL MERCATO INTERNAZIONALE DELLA PELLICERIA E ACCESSORIO	2x1	6/3	9/3	15 443	15 443	3 656	0	0	n.d.	430	133	66	15	T	15 306	7 950	14	18	25	
MODAPRIMA	2x1	21/5	23/5	1 257	1 257	32	0	0	n.d.	56	2	0	0	T	1 344	670	404	7	25	
NEOZONE	2x1	27/2	1/3	590	590	90	0	0	n.d.	47	7	0	0	T	7 010	910	404	7	25	
NEOZONE	2x1	24/9	26/9	597	597	78	0	0	n.d.	44	6	0	0	T	8 075	1 556	404	7	25	
S.I.M.E.I. (SALONE INTERNAZIONALE MACCHINE PER ENOLOGIA E IMBOTTIGLIAMENTO)	2	22/11	26/11	32 282	32 282	2 784	0	0	n.d.	485	69	141	70	T	26 843	6 415	146	7	2	
SALONE FRANCHISING MILANO - SALONE INTERNAZIONALE DEL FRANCHISING E DEL COMMERCIO	1	4/11	7/11	4 143	4 143	290	0	0	n.d.	153	9	17	3	T	7 164	180	196	7	4	
SALONE INTERNAZIONALE DEL COMPLEMENTO D'ARREDO	1	12/4	17/4	8 356	8 356	1 310	0	0	n.d.	192	28	0	0	P	315 353	184 538	106	7	12	
SALONE INTERNAZIONALE DEL MOBILE	1	12/4	17/4	142 776	142 776	21 636	0	0	n.d.	1 283	263	0	0	P	315 353	184 538	106	7	12	
SALONEUFFICIO, BIENNALE INTERNAZIONALE DELL'AMBIENTE DEL LAVORO	3	12/4	17/4	14 169	14 169	2 375	0	0	n.d.	130	33	0	0	P	315 353	184 538	106	7	21	
SI SPOSAITALIA COLLEZIONI	1	17/6	20/6	6 758	6 758	1 775	0	0	n.d.	127	39	0	0	T	5 148	1 340	196	13	25	
TOUCH!	2x1	27/2	1/3	526	526	33	0	0	n.d.	45	3	0	0	T	7 010	910	404	7	25	
TOUCH!	2x1	24/9	26/9	484	484	101	0	0	n.d.	52	10	0	0	T	8 075	1 556	404	7	25	
TUTTO FOOD	2	8/5	11/5	40 296	40 296	3 064	0	0	n.d.	769	62	807	116	T	40 508	7 930	426	13	2	










2011 EVENTS BY CITY

	Interval Year	Opening date	Closing date	Space						Exhibitors						Visitors				Organizer	Auditor	Industry sector
				Rented Space (sq.m)						Exhibitors with their own stands			Represented firms			Admission for Trade/Public						
				Total	Halls		Open air		from ... countries	Total	Foreign	Total	Foreign	Total	Foreign	Total	Foreign					
	Total	Foreign	Total	Foreign																		
Milano (I)																						
	1	3/11	5/11	9 943	9 943	835	0	0	n.d.	225	43	97	51	T	18 691	1 789	433	18	8			
	2	5/10	8/10	22 500	22 500	6 400	0	0	n.d.	320	120	66	54	T	16 119	6 915	551	7	19			
	2x1	27/2	1/3	5 784	5 784	2 047	0	0	n.d.	347	101	0	0	T	11 036	2 983	322	7	25			
	2x1	24/9	26/9	5 618	5 618	1 981	0	0	n.d.	357	107	0	0	T	12 202	3 168	322	7	25			
	2x1	16/1	18/1	4 926	4 926	1 195	0	0	n.d.	158	37	0	0	T	4 260	1 218	322	7	25			
	2x1	19/6	21/6	3 929	3 929	1 036	0	0	n.d.	162	31	0	0	T	4 386	1 357	322	7	25			
Mollerussa (Ileida) (E)																						
	1	18/3	20/3	18 332	2 188	18	15 925	25		290	2	367	186	T/P			204	14	27			
	1	21/10	23/10	5 189	2 665		632			26				P			204	14	1			
	1	15/4	17/4	7 411	2 536		1 488			43				P			204	14	16			
	1	10/9	11/9	2 436	1 516	54				72	4			P	2 967	7	204	14	16			
Montichiari (I)																						
	2	19/5	21/5	3 276	3 086	144	190	0	n.d.	111	16	10	7	T	15 208	3 924	132	7	10			
Montluçon (F)																						
	1	13/3	13/3	3 564	3 564					157				P	3 135		81	11	3			
	1	24/9	2/10	19 105	9 053	186	10 052		7	297	7	5		P	77 743		81	11	27			
Montpellier (F)																						
	1	24/3	27/3	1 717	1 717	66			4	116	7			P	12 809		148	11	3			
	1	27/1	29/1	2 528	2 528	18			2	203	2			P	50 231		242	11	8			
	1	7/12	10/12	9 014	8 996	2 554	18		16	297	74			T/P	14 779	734	148	11	10			
	1	29/9	30/9	529	529	6			1	82	2			T	813		94	11	4			
	1	9/11	13/11	8 671	8 287	73	384	18	3	239	5			T/P	51 835		148	11	3			
	1	2/11	4/11	18 570	18 570	1 316			12	402	26			P	9 462	471	88	11	3			
	1	7/10	17/10	28 078	22 329	3 106	5 749	570	30	712	116	43		P	138 440	296	148	11	27			
	2	29/11	1/12	34 307	33 406	5 477	902		12	680	135	84	41	T	35 116	3 205	176	11	1			
	1	2/3	6/3	6 196	6 196	794			14	208	22			P	13 180		148	11	12			
Moscow (RU)																						
	2x1	15/2	18/2	28 947	28 104	5 083	843	34	22	1 922	342	20	5	T	24 720	830	446,514	15	25			
	1	12/4	14/4	3 406	3 406	1 453	0	0	19	230	79	46	2	T/P	4 776	478	22	15	1			
	1	10/10	14/10	20 508	20 394	6 901	114	0	35	683	233	26	6	T	17 280	1 060	170	15	1			
	1	6/10	9/10	23 005	14 584	7 148	8 421	1 728	28	578	233	47	17	T/P	11 856	948	22	15	1			
	1	8/2	11/2	13 223	13 223	5 330	0	0	28	512	234	10	2	T/P	18 505	1 851	431	15	5			
	2x1	27/9	30/9	1 115	1 115	290	0	0	13	116	23	3	0	T	4 092	82	332	15	22			
	1	1/2	4/2	5 192	5 192	1 788	0	0	23	293	76	12	3	T/P	3 087	247	328	15	1			
	1	17/10	20/10	1 879	1 879	442	0	0	8	140	24	10	0	T/P	3 534	141	281	15	5			
	2x1	27/9	30/9	3 775	3 775	763	0	0	17	222	38	6	2	T	incl. in Mir Detstva		170	15	25			
	2x1	21/2	24/2	2 347	2 347	293	0	0	14	144	22	14	4	T	5 630	450	170	15	25			
	1	1/3	4/3	8 329	8 329	1 545	0	0	24	276	80	28	8	T	16 207	1 621	154	15	10			
	2x1	21/9	23/9	1 626	1 626	131	0	0	8	102	8	5	1	T	4 120	40	170	15	27			

2011 EVENTS BY CITY

	Interval Year	Opening date	Closing date	Space						Exhibitors						Visitors				Organizer	Auditor	Industry sector
				Rented Space (sq.m)						Exhibitors with their own stands			Represented firms			Admission for Trade/Public						
				Total	Halls		Open air		from ... countries	Total	Foreign	Total	Foreign	Total	Foreign	Total	Foreign	Total	Foreign			
Moscow (RU)																						

2011 EVENTS BY CITY

	Interval Year	Opening date	Closing date	Space				Exhibitors				Visitors				Organizer	Auditor	Industry sector	
				Rented Space (sq.m)				Exhibitors with their own stands		Represented firms		Admission for Trade/Public							
				Total	Halls		Open air		from ... countries	Total	Foreign	Total	Foreign	Total	Foreign				Total
Mugla (TR)																			
	1	3/3	6/3	3 125	3 125	0				178	0			T/P	128 600	1 300	171	20	2
	1	9/3	12/3	2 952	2 952	0				67	0			T/P	47 562	1 430	330	20	1
	1	16/3	19/3	1 473	1 473	0				41	0			T/P	9 236	276	330	20	3
	1	5/10	8/10	1 035	1 035	0				46	0			T/P	11 280	705	330	20	27
	1	14/4	18/4	5 813	5 813	0				77	0			T/P	7 040	832	523	20	26
	1	30/3	2/4	2 520	2 520	0				82	0			T/P	6 750	679	523	20	2,19
	1	27/7	31/7	2 195	2 195	108				51	3			T/P	12 731	830	276	20	26
	1	23/3	26/3	2 987	2 987	0				94	0			T/P	19 120	956	330	20	2,19
	1	26/10	29/10	912	912	0				32	0			T/P	9 427	857	330	20	5
Mulhouse (F)																			
	1	13/5	22/5	16 588	10 017	618	6 571	160	12	519	37	686	404	P	66 465		368	11	27
	1	29/9	9/10	6 531	5 482	237	1 049		6	240	9			P	106 360	56	368	11	27
München /Munich (D)																			
	2	17/1	22/1	117 063	115 920	21 279	1 143	230	46	2 010	521			T	238 230	59 940	348	12	5
	1	18/10	20/10	12 139	12 002	2 823	137	16	25	591	175	83	12	T	11 695		369	12	26
	1	4/10	6/10	32 156	32 156	7 315	0		34	1 607	372	5	1	T	33 449	9 174	348	12	5
	1	23/2	27/2	23 418	23 398	6 736	20		59	1 361	543	104	23	P	94 249	2 827	348	12	3
	1	16/3	22/3	4 428	4 428	502	0		10	145	20	2		P	78 353	1 567	229	12	3
	1	19/5	22/5	13 607	13 607	4 763	0		29	336	169			T	14 081		254	12	21
	1	25/2	28/2	30 837	30 837	7 403	0		34	1 072	363			T	32 292	10 174	348	12	25
	1	16/3	22/3	30 499	30 499	3 768	0		27	943	202	4	1	T	148 936	2 979	229	12	19
	1	8/6	10/6	105 252	101 355	47 773	3 897	1 523	47	2 286	1 298			T	76 738	30 695	219	12	9
	1	6/2	9/2	98 982	98 982	73 623	0		48	2 092	1 794			T	81 928	54 179	348	12	3
	2	23/5	26/5	20 265	20 265	6 944	0		38	1 075	624	33	29	T	27 490	14 390	348	12	19,22
	2	16/3	19/3	6 403	6 403	243	0		11	243	24	1		T	16 057	1 525	229	12	19
	1	28/1	30/1	20 605	20 605	4 100	0		26	470	178			T	22 695	5 031	229	12	23
	2	15/11	18/11	41 242	41 242	13 215	0		39	1 189	476	26	17	T	38 072	17 992	348	12	18,19
	2	10/5	13/5	59 499	51 834	17 266	7 665	1 804	59	1 893	828			T	51 310	17 190	348	12	26
<i>Note: Visitor attendance determined by a representative poll in the combination of Internationale Handwerksmesse/Garten München. Recurring names were permitted.</i>																			
Münster (D)																			
	2	12/4	14/4	2 625	2 404	104	221		7	115	13			T	2 361	99	352	12	7
Nancy (F)																			
	1	25/3	28/3	1 627	1 627	36			1	70	1			P	4 103		211	11	3
	1	13/5	23/5	21 797	11 832	897	9 966	397	24	585	72	697	272	P	116 112		211	11	27
	1	9/12	11/12	395	395					71				P	2 272		546	11	1
	1	3/3	7/3	5 807	5 503	9	304		1	267	1	288	104	P	21 695		211	11	12
	1	17/11	19/11	604	604					57				P	5 125		3	11	4
Nantes (F)																			
	1	15/10	16/10	765	765					51				P	2 046		412	11	15
	1	25/11	28/11	2 216	2 216	18			1	113	1			P	4 939		167	11	3
	1	2/12	4/12	690	690	24			2	18	2			T/P	6 129		167	11	3
	1	31/10	2/11	2 458	2 458	119			5	156	10			P	21 052		167	11	3
	1	29/11	29/11	297	297					56				P	2 002		412	11	8
	1	8/4	18/4	36 543	15 399	455	21 144		12	655	18	393	174	P	95 549		167	11	27

2011 EVENTS BY CITY

	Interval Year	Opening date	Closing date	Space				Exhibitors				Visitors				Organizer	Auditor	Industry sector	
				Rented Space (sq.m)				Exhibitors with their own stands		Represented firms		Admission for Trade/Public							
				Total	Halls		Open air		from ... countries	Total	Foreign	Total	Foreign	Total	Foreign				Total
	Total	Foreign	Total	Foreign															
Nantes (F)																			
FORMATHEQUE	2	20/1	23/1	4 497	4 497					180				P	64 763		167	11	8
FOUS D'HISTOIRE	1	15/10	16/10	1 568	1 568					103				T/P	3 880		167	11	3
HABITAT DURABLE ET ENERGIES RENOUVELABLES	1	10/11	13/11	2 413	2 413					155				P	11 278		167	11	12
HABITAT ET DECO - NANTES	1	10/11	14/11	9 642	9 642					360		120	54	P	20 458		167	11	12
LOGISTICS 360	1	6/10	8/10	750	750					43				T	3 116	35	167	11	26
LYCEEN ET ETUDIANT	1	18/11	19/11	1 353	1 353	21			2	132	2			P	30 532		242	11	8
MARIAGE	1	28/10	30/10	1 572	1 572					87				P	10 800		167	11	4
MASTERS ET 3EME CYCLES	1	11/2	12/2	549	549					36				P	6 256		242	11	8
MOBILIER	1	6/2	8/2	7 467	7 467	2 634			9	111	40			T	3 019	48	167	11	5
NANTES IMMO ATLANTIQUE	1	18/2	20/2	1 047	1 047					73				P	5 031		412	11	15
PATRIMOINE GRAND OUEST	1	25/11	27/11	834	834					60				T/P	1 280		167	11	5
PECHE EN MER	1	18/2	20/2	5 069	5 069	27				125	1			P	28 750		167	11	3
SALONS CE NANTES	2x1	31/3	1/4	777	777	3			1	109	1			T	1 608		94	11	4
SALONS CE NANTES	2x1	29/9	30/9	740	740					97				T	1 428		94	11	4
SDL	1	19/10	20/10	873	873					47		3		T	1 893	52	243	11	4
SERBOTEL ATLANTIQUE	2	20/3	23/3	11 281	11 281	194			22	380	8	187	39	T	30 230	82	167	11	2
SIT NANTES	1	18/2	20/2	2 541	2 541					429				P	39 113		461	11	3
VEHICULES DE LOISIRS D'OCCASION	1	28/1	30/1	9 064	9 064					10				P	1 609		167	11	26
VEHICULES DE LOISIRS NEUFS	1	14/10	17/10	18 210			18 210			21				P	7 948		167	11	26
VINS ET GASTRONOMIE	1	18/11	21/11	2 007	2 007					180				P	14 981		232	11	2
Napoli (I)																			
Fiera della Casa	1	9/6	19/6	12 003	7 003		5 000			164				P	69 995		365	7	12
Nauticsud	1	12/3	20/3	10 378	8 378		2 000			100				T/P	129 963		134	7	26
Nevers (F)																			
FOIRE EXPOSITION	1	12/3	20/3	7 640	4 759	84	2 881		5	237	6			P	45 306		374	11	27
HABITAT & CADRE DE VIE	1	4/11	6/11	1 520	1 520	9			1	96	1			P	4 763		374	11	12
PUCES DE NEVERS	1	30/9	2/10	3 480	3 480					303				T/P	12 000		374	11	3
Nice (F)																			
FOIRE INTERNATIONALE	1	12/3	21/3	19 918	13 084	914	6 834	77	20	652	47	460	137	P	123 598	745	372	11	27
MEUBLE MAISON DECORATION	1	5/11	13/11	6 558	6 558	310			3	157	8			T/P	20 056		458	11	12
SFOALC	2	20/5	20/5	44	44					11				T	70	1	157	11	22
VINS DES VIGNERONS INDEPENDANTS	1	20/5	22/5	1 350	1 350					225				P	3 246		547	11	2
Nîmes (F)																			
ANTIQUAIRES	1	26/11	4/12	2 151	2 151					93				P	6 598		396	11	3
ARTNIM	1	23/9	26/9	1 790	1 790	126			4	48	4			P	5 318		396	11	3
BIJOUTIFUL	1	1/4	4/4	624	624	9			1	70	1			P	5 225		396	11	25
IMMOBILIER	1	21/10	23/10	819	819					66		66		P	3 218		396	11	15
MAISON	1	15/4	18/4	1 548	1 548					101				P	6 961		396	11	12
NIMAGINE	1	5/11	13/11	2 034	2 034					186				P	20 882		396	11	3
Niort (F)																			
FOIREXPO NIORT	1	30/4	8/5	15 744	6 922	85	8 822			424	7			P	46 938		373		27
Nizhny Novgorod (RU)																			
Russia United	1	5/10	8/10	1 868	1 535	104	333	0	3	157	12	15	1	T/P	4 320	40	375	15	27
Nürnberg / Nuremberg (D)																			
ALTENPFLEGE - Leading Exhibition for the Care Sector	1	12/4	14/4	24 312	24 312	941	0		17	682	50			T	34 109	1 364	381	12	22
BioFach + Vivanness - World Organic Trade Fair / Trade Fair for Natural Personal Care and Wellness	1	16/2	19/2	42 366	42 366	23 596	0		88	2 544	1 792			T	44 591	19 331	381	12	2,22
Brau Beviiale - Raw Materials - Technologies - Logistics - Marketing	1	9/11	11/11	41 980	41 980	16 924	0		49	1 384	611			T	31 693	11 314	381	12	2,19
ELTEC - Trade Fair for Electrical Building, Information and Lighting Technology	2	19/1	21/1	9 277	9 277	36	0		4	227	3			T	12 412	248	229	12	18

2011 EVENTS BY CITY

	Interval Year	Opening date	Closing date	Space						Exhibitors						Visitors				Organizer	Auditor	Industry sector
				Rented Space (sq.m)				Exhibitors with their own stands		Represented firms		Admission for Trade/Public	Total		Organizer	Auditor	Industry sector					
				Total	Halls		Open air		from ... countries	Total	Foreign		Total	Foreign				Total	Foreign			
				Total	Foreign	Total	Foreign															
Nürnberg / Nuremberg (D)																						
embedded world	1	1/3	3/3	16 862	16 862	4 367	0		34	803	342			T	19 025	5 104	381	12	18			
European Coatings SHOW - plus Adhesives, Sealants, Construction Chemicals	2	29/3	31/3	30 263	30 263	14 770	0		45	887	543			T	25 955	16 297	381	12	17			
HOGA Nürnberg	2	16/1	19/1	17 544	17 544	1 001	0		12	501	51			T	31 138		8	12	2			
INTERGEO	1	27/9	29/9	12 616	12 481	3 711	135	110	29	527	191			T	14 282	3 413	255	12	19			
it-sa - The IT Security Expo	1	11/10	13/10	4 221	4 221	358	0		14	321	47			T	5 804	215	471	12	7,21			
IWA & OutdoorClassics	1	11/3	14/3	36 767	36 767	23 616	0		52	1 166	861			T	35 220	21 477	381	12	3			
mailingtage - Trade Fair for Direct and Dialogue Marketing	1	8/6	9/6	6 333	6 333	293	0		11	380	20			T	7 023	568	381	12	21			
PCIM Europe - Power Electronics, Intelligent Motion and Power Quality - International Exhibition and Conference	1	17/5	19/5	6 797	6 797	2 743	0		26	298	145	69	59	T	6 653	2 262	336	12	18			
POWTECH / TechnoPharm	1	11/10	13/10	27 760	27 760	6 475	0		31	1 005	279			T	15 846	4 934	381	12	19			
SENSOR + TEST - The Measurement Fair	1	7/6	9/6	8 341	8 341	1 989	0		28	577	177			T	8 135	1 790	24	12	19			
SMT/HYBRID/PACKAGING - System Integration in Micro Electronics - International Exhibition and Conference	1	3/5	5/5	13 898	13 898	2 351	0		27	537	170	51	36	T	22 381	5 819	334	12	18			
Spielwarenmesse - International Toy Fair	1	3/2	8/2	105 399	105 399	54 745	0		63	2 687	1 844			T	78 865	42 481	496	12	3			
SPS/IPC/DRIVES - Electric Automation - Systems and Components - Exhibition & Conference	1	22/11	24/11	63 033	63 033	8 238	0		39	1 429	388	234	88	T	56 321	11 864	335	12	18			
START Bayern - Fair for selfemployment, foundation, franchising, business development	1	6/5	7/5	971	971	61	0		4	77	4	24	1	T	1 533		41	12	8			
Stone+tec	2	22/6	25/6	27 571	27 571	12 576	0		37	699	421			T	26 146	6 650	381	12	5			
Werkstätten.Messe - Exhibition of products and services: Workshops for persons with disabilities present their excellence, variety and quality	1	17/3	20/3	6 608	6 608	313	0		6	235	15			P	18 699		381	12	27			
Offenbach (D)																						
I.L.M. - International Leather Goods Fair Offenbach - Summer Styles	1	24/9	26/9	12 226	12 226	4 000	0		16	249	101			T	5 718	1 079	349	12	25			
I.L.M. - International Leather Goods Fair Offenbach - Winter Styles	1	25/3	27/3	11 950	11 950	3 824	0		13	233	86			T	5 740	1 102	349	12	25			
Offenburg (D)																						
Badische Weinmesse - Regional Wine Exhibition	1	7/5	8/5	945	945	8	0		2	112	2			P	3 579	42	350	12	27			
OBERRHEIN-MESSE	1	24/9	3/10	20 866	10 890	832	9 976	96	12	507	33	11	2	P	62 532		350	12	27			
Ordu (TR)																						
Ordu 15th Black Sea Fair Of Industry And Commerce (Katif 2011)	1	8/7	14/7	1 000	1 000	0				60	0			T/P	42 000	610	139	20	27			
Ordu 1st Food, Agriculture and Livestock Fair	1	8/7	14/7	1 790	1 790	0				42	0			T/P	42 000	610	139	20	2			
Ordu 7th Building Decoration Products And Natural Gas Speciality Fair	1	24/6	30/6	2 450	2 450	0				45	0			T/P	37 000	504	139	20	5			
Orléans (F)																						
ANTIQUITES	1	4/3	27/3	1 663	1 663	36			2	95	2			P	5 944		386	11	27			
AUTO	1	6/10	10/10	9 107	8 907		200			46				P	20 095		386	11	27			
FOIRE EXPOSITION	1	25/3	3/4	16 307	8 541	27	7 766		2	392	2			P	56 135		386	11	27			
GASTRONOMIE ET VINS	1	18/11	21/11	2 324	2 324					180				P	20 826		386	11	27			
HABITAT & DECORATION	1	16/9	19/9	5 222	4 888		334			277				P	14 232		386	11	27			
L'ETUDIANT	1	4/2	5/2	1 664	1 664					135				P	29 547		242	11	8			
LOISIRS CREATIFS	1	28/1	30/1	590	590	27			2	57	2			P	9 082		386	11	27			
MARCHE DE NOEL	1	25/11	27/11	1 979	1 954	9	25		1	167	1			P	20 806		386	11	27			
SALONS CE ORLEANS	1	27/9	28/9	429	429					60				T	702		94	11	4			
TERRE NATURELLE	1	15/10	17/10	1 225	1 225	60			1	116	1			P	5 349		386	11	27			
Ostrava (CZ)																						
Apprentice, students of Secondary school and University Pedagogy, For Tech 2011	1	2/12	3/12	708	708	0	0	0	1	74	0			P	free entry		387	6	8			
Bride	1	11/3	13/3	690	670	8	20	0	3	71	2			T/P	incl. in Holiday		387	6	3			

2011 EVENTS BY CITY

	Interval Year	Opening date	Closing date	Space				Exhibitors				Visitors				Organizer	Auditor	Industry sector	
				Rented Space (sq.m)				Exhibitors with their own stands		Represented firms		Admission for Trade/Public							
				Total	Halls		Open air		from ... countries	Total	Foreign	Total	Foreign	Total	Foreign				Total
	Total	Foreign	Total	Foreign		Total	Foreign	Total	Foreign		Total	Foreign							
Ostrava (CZ)																			
Gastro festival Ostrava	1	24/11	26/11	829	823	0	6	0	1	80	0			P	7 879		387	6	2
Health magic	1	2/12	3/12	173	173	4	0	0	2	40	1			T/P	free entry		387	6	22
Holiday and Region	1	11/3	13/3	1 378	1 322	166	56	0	2	105	2			P	5 788		387	6	3
House and flat	1	14/10	16/10	1 299	1 068	4	231	0	2	108	1	2	0	P	7 499		387	6	12
InDent	1	19/5	21/5	923	923	120	0	0	6	61	6			T	1 965	3	387	6	22
Living garden	1	30/9	2/10	2 996	2 918	22	78	22	4	60	4			P	5 759		387	6	3
Ostrava Handicap 2011	1	5/10	6/10	145	145	0	0	0	1	16	0			P	free entry		387	6	22
Roofs and Isolations, Building of Ostrava and Elevators, Lifting engineering	1	16/2	19/2	2 133	1 956	0	177	30	2	138	1			T/P	6 663		387	6	5
Ostróda (PL)																			
MTM Furniture Fair (Autumn)	2x1	5/9	9/9	2 971	2 971	71	0	0	2	56	1			T	4 232	390	20	6	12
MTM Furniture Fair (Spring)	2x1	21/3	25/3	6 735	6 735	137	0	0	3	95	3			T	9 127	769	20	6	12
Oulu (SF)																			
Construction Fair Oulu 2011	1	15/4	17/4	3 622	3 536		86		1	168		27		T/P	11 134		378	17	5
Forward in Life - Education and Working Life Fair 2011 Oulu	1	12/10	13/10	1 127	1 092		35		2	115		56		P	7 024		378	17	8
Northern Finland Book Fair 2011, Oulu	1	11/6	12/6	320	320		0		1	33		30		P	1 467		378	17	8
Ourense (E)																			
18ª MOSTRA DA OPORTUNIDADE	1	11/3	13/3	3 982	3 982	399				69	9			P	7 592		222	14	27
3ª Edición SALÓN INMOBILIARIO	2	24/11	27/11	L MUEBLE...."						incl. in XII SALÓN DEL MUEBLE				P	incl. in "XII SALÓN DEL MUEBLE		222	14	15
IV SALÓN DO VIÑO E LICORES GALEGOS DE CALIDADE	1	27/4	28/4	1 628	1 228					71				T	500	148	222	14	2
MEGAXOVE - 12º SALÓN DA XU	1	5/12	8/12	5 021	5 021					48				P			222	14	3
NORTRANS - 8º SALÓN DEL TRANSPORTE Y LA LOGÍSTICA	2	2/9	3/9	5 562	5 238	337				36	2	11		T	613	10	222	14	11
PREVISEL - SALÓN DE LA PREVENCIÓN Y SEGURIDAD LABORAL	1	3/5	4/5	2 512	1 723					40				T	382		222	14	27
TERMATALIA - FERIA INTERNACIONAL DEL TURISMO TERMAL	1	23/9	25/9	4 151	2 757	544				217	79			T/P	6 701	765	222	14	3
XANTAR - 12º SALÓN GALLEGO DE GASTRONOMIA Y TURISMO - 12th GALICIAN EXHIBITION OF GASTRONOMY AND TOURISM	1	2/2	6/2	5 289	4 307	632	148			133	11			T/P	2 609	52	222	14	2
XII SALÓN DEL MUEBLE, HOGAR, DECORACIÓN Y ANTIGÜEDADES	2	24/11	27/11	3 550	3 496	557				66	6	36		P	1 734		222	14	12
Padova (I)																			
AUTO E MOTO D'EPOCA	1	21/10	23/10	25 778	23 354	2 236	2 424	84	14	935	157	0	0	T/P	44 467	2 824	389	7	16
EXPOBICI	1	17/9	19/9	18 714	18 714	3 760	0	0	21	271	45	212	140	T/P	33 468	837	389	7	3
FIERA CAMPIONARIA INTERNAZIONALE DI PADOVA	1	14/5	22/5	28 376	24 244	2 374	4 132	0	13	466	82	0	0	P	198 846	0	389	7	27
FLORMART	1	8/9	10/9	28 314	25 108	2 552	3 206	272	16	621	126	0	0	T	17 863	3 423	389	7	1
TERMOIDRAULICA CLIMA	2	30/3	2/4	14 014	13 576	725	438	0	18	217	14	121	41	T	39 639	518	476	7	5
Palma de mallorca (E)																			
28 SALÓ NÀUTIC INTERNACI PALMA - PALM INTERNATIONAL BOAT SHOW	1	30/4	8/5	11 878	998	72	10 880	1 677		97	11	146	109	T/P	14 918	1 556	481	14	3
FIRA DEL LLIBRE 2011	1	27/5	7/6	564	528					24				P			481	14	8
NUPCIAL 2011	1	11/11	13/11	1 374	1 274					78				P	2 395		481	14	25
Paris (F)																			
AERONAUTIQUE	2	20/6	26/6	124 804	52 730	30 128	72 074	41 950	42	2 190	1 182			T/P	292 474	14 420	484	11	26
AFU	1	16/11	19/11	1 226	1 226					55				T	3 180		90	11	22
ALARME PROTECTION SECURITE	2	20/9	22/9	2 231	2 231	360			12	144	24			T	6 898	567	435	11	7
ANALYSE INDUSTRIELLE	1	26/1	27/1	743	743	54			5	43	5	43	5	T	848	65	269	11	19
ART PARIS	1	30/3	3/4	6 035	6 035	2 158			15	126	40	126	40	P	30 524		35	11	3
BATIMAT	2	7/11	12/11	104 037	98 835	36 335	5 202	213	47	2 121	1 054	32	25	T	201 049	36 128	435	11	5
BEYOND BEAUTY PARIS	1	12/9	14/9	4 889	4 889	2 209			27	354	155			T	10 273	1 906	284	11	14

2011 EVENTS BY CITY

Paris (F)	Interval Year	Opening date	Closing date	Space					Exhibitors					Visitors				Organizer	Auditor	Industry sector
				Rented Space (sq.m)					Exhibitors with their own stands			Represented firms		Admission for Trade/Public	Total					
				Total	Halls		Open air		from ... countries	Total	Foreign	Total	Foreign		Total	Foreign				
	Total	Foreign	Total	Foreign		Total	Foreign	Total	Foreign		Total	Foreign								
BICHAT		28/9	1/10	405	405	24			1	42	2			T	3 940	232	157	11	22	
CADRES & CO PARIS	2x1	7/6	7/6	198	198					19				T	1 459		30	11	8	
CADRES & CO PARIS	2x1	29/11	29/11	163	163					17				T	1 754		30	11	8	
CARREFOUR DE L'ÉLECTRONIQUE, MESUREXPOVISION, OPTO, RF&HYPER WIRELESS	1	4/10	6/10	3 173	3 173	581			10	191	23	33	29	T	6 487	734	235	11	19	
CARTES & IDENTIFICATION	1	15/11	17/11	13 029	13 029	10 056			42	409	322	18	15	T	18 718	12 872	94	11	21	
CHEVAL	1	3/12	11/12	14 642	14 642	2 296			11	392	58	49	5	P	124 759		94	11	3	
CHOCOLAT	1	20/10	24/10	3 079	3 079	502			12	170	24			P	101 937		160	11	2	
CHOCOLAT PROFESSIONNEL	2	19/10	21/10	1 045	1 045	534			10	58	20			T	6 602	3 148	160	11	2	
CIEN (ANCIENNEMENT CIEN-MESUREXPOVISION)	1	24/5	26/5	3 173	3 173	581			10	191	23	33	29	T	3 577	245	235	11	19	
CLOUD COMPUTING WORLD EXPO (EX IN THE BUSINESS)	1	8/3	10/3	1 477	1 477	39			5	151	7	48	2	T	3 799	152	79	11	21	
CNCH		24/11	25/11	122	122	6			1	11	1			T	380	6	157	11	22	
CNGOF	1	7/12	9/12	543	543					41				T	2 437		90	11	22	
COMMUNICATION OVER IP - VOIP EXPO	1	8/3	10/3	727	727	21			2	73	2	3		T	3 395	115	269	11	21	
COPROPRIETE ET GESTION DE BIENS	1	12/10	13/10	1 908	1 908	9			1	132	1	6		T	6 765	54	112	11	15	
DISCOM MIXMOVE	1	13/3	15/3	1 585	1 585					123				P	8 183	166	269	11	21	
DOCUMENTATION	1	23/3	24/3	1 466	1 466	112			6	163	15			T	4 132	198	435	11	21	
ECLAT DE MODE / BIJORHCA	2x1	21/1	24/1	5 040	5 040	2 644			28	375	183			T	13 125	3 832	435	11	25	
ECLAT DE MODE / BIJORHCA	2x1	2/9	5/9	6 745	6 625	3 484	120	120	39	496	261	16	3	T	14 997	5 004	435	11	25	
ECO TRANSPORT & LOGISTICS	1	29/3	31/3	1 370	1 370					50				T	6 095	502	435	11	26	
EMPLOI PUBLIC	1	16/6	18/6	1 990	1 990					80				P	12 559	2	243	11	8	
EQUIPAUTO	2	11/10	15/10	56 078	56 078	30 208			46	1 362	1 007	80	60	T	52 093	14 347	153	11	26	
ETHICAL FASHION SHOW	2x1	1/9	4/9	711	711	502			27	93	64			T/P	2 717	143	344	11	25	
EUROCANCER	1	21/6	23/6	309	309	12			1	30	2			T	4 499	1 638	157	11	22	
EUROPCR	1	17/5	20/5	5 204	5 204	4 512			28	131	117			T	11 207	9 665	157	11	22	
EUROPEAN SANDWICH & SNACK SHOW	1	2/3	3/3	4 885	4 885	659			9	250	36			T	10 950	836	435	11	2	
EXPOFIL	2x1	8/2	10/2	777	777	641				39	35			T	Visits incl. in Première Vision		415	11	25	
EXPOFIL	2x1	20/9	22/9	1 009	1 009	873				44	40			T	Visits incl. in Première Vision		415	11	25	
EXPOLANGUES	1	2/2	5/2	1 971	1 971	496			14	121	35			T/P	22 738		242	11	8	
FAIRE CONSTRUIRE SA MAISON	1	16/9	18/9	2 447	2 447	12			1	101	1			P	18 284		393	11	15	
FAME (COMPOSANTE DU WHO'S NEXT)	2x1	3/9	6/9	4 466	4 466	2 173			24	232	112	7	1	T	Visits incl. in Who's Next		558	11	25	
FAME (DANS LE CADRE DE WHO'S NEXT)	2x1	22/1	25/1	4 278	4 278	2 034			22	210	99	6	1	T	Visits incl. in Who's Next		558	11	25	
FATEX	1	4/9	6/9	1 512	1 512	1 512			5	163	160			T	2 471	953	159	11	25	
FIAC	1	20/10	23/10	7 865	7 865	5 220			21	190	123			P	68 012		435	11	3	
FISCAP	1	5/4	6/4	604	604					83				T/P	4 292		455	11	4	
FOIRE D'AUTOMNE	1	15/10	24/10	10 374	10 374	886			21	367	44			P	64 154		94	11	27	
FOIRE INTERNATIONALE	1	28/4	8/5	86 862	84 886	13 809	1 977		67	2 304	541	25	4	P	568 192		94	11	27	
FORUM DE L'INVESTISSEMENT	1	14/10	15/10	1 155	1 155				11	87				P	25 630		455	11	4	
FRANCHISE EXPO PARIS	1	20/3	23/3	9 415	9 388	946	27		19	385	49	69	7	T/P	32 592	2 549	435	11	4	
GOURMET SELECTION	2	26/9	27/9	2 092	2 092	143			4	275	29			T	4 970	305	485	11	2	
GRAPHITEC	2	7/6	10/6	4 763	4 763	295			6	119	10	50	46	T	9 173	797	94	11	11	
ICC		3/7	8/7	387	387	168			9	35	15			T	1 755	1 214	157	11	11	
IFTM TOP RESA	1	20/9	23/9	11 074	11 074	3 861			100	1 145	800			T	22 347	3 631	435	11	3	
IHF		30/5	1/6	835	835	12			3	84	2			T	554	122	157	11	5	
IMMOBILIER	1	31/3	3/4	4 729	4 729	104			4	175	7			P	30 845		94	11	15	
INDIGO	2x1	8/2	10/2	2 110	2 110	1 630				157	116			T	14 572	9 636	416	11	25	
INDIGO	2x1	20/9	22/9	2 290	2 290	1 809				186	144			T	14 059	8 837	416	11	25	
INTELLIGENT BUILDING SYSTEMS	1	20/9	21/9	816	816	43			4	105	5	11		T	3 431	148	259	11	5	
INTERFILIERE	2x1	22/1	24/1	3 394	3 394	2 741			20	143	104	17	9	T	10 753	6 819	159	11	25	
INTERFILIERE	2x1	9/7	11/7	6 873	6 873	6 074			26	297	246			T	11 808	8 438	159	11	25	
INTERSELECTION	2x1	5/4	7/4	2 894	2 894	1 007			12	118	56			T	3 620	957	159	11	25	

















2011 EVENTS BY CITY

	Interval Year	Opening date	Closing date	Space					Exhibitors					Visitors				Organizer	Auditor	Industry sector
				Rented Space (sq.m)					Exhibitors with their own stands			Represented firms		Admission for Trade/Public	Total					
				Total	Halls		Open air		from ... countries	Total	Foreign	Total	Foreign		Total	Foreign				
	Total	Foreign	Total	Foreign																
Paris (F)																				
INTERSELECTION	2x1	4/10	6/10	1 985	1 985	726			16	92	42			T	2 932	417	159	11	25	
IWMM		3/5	6/5	487	487	448			6	18	15			T	2 630	1 964	157	11	22	
JFHOD	1	24/3	27/3	1 622	1 622					56				T	3 584		90	11	22	
JODON	1	5/11	8/11	1 866	1 866					71				T	2 192		90	11	22	
JOURNEES DE GEOTHERMIE		14/12	15/12	738	738	87			2	57	7			T	1 614	49	157	11	10	
JOURNEES INTERNATIONALES DE BIOLOGIE	1	8/11	10/11	5 007	5 007	252			11	186	27			T	8 840	2 274	506	11	22	
L'ETUDIANT	1	4/3	6/3	5 071	5 071	123			4	342	13			P	198 332		242	11	8	
LINNC/ACINR		23/5	25/5	166	166	109			13	10	7			T	832	679	157	11	22	
LIVRE	1	18/3	21/3	15 626	15 626	1 984			41	1 093	232			P	176 475		435	11	3	
LOISIREXPO	1	13/9	15/9	1 550	1 550	46			3	163	6			T			94	11	3	
LOSANGEXPO	1	24/9	25/9	4 444	4 444	281			5	133	5	8		T	5 272	18	114	11	2	
MADE IN FRANCE	1	30/3	31/3	502	502					71				T	1 687	81	159	11	25	
MAINTENANCE EXPO	1	15/11	18/11							incl. in MIDEST				T	5 256	663	435	11	19	
MAISON&OBJET	2x1	21/1	25/1	117 811	117 811	62 566			54	2 377	1 025	326	156	T	153 179	71 431	459	11	12	
MAISON&OBJET	2x1	9/9	13/9	108 927	108 927	56 801			56	2 303	994	248	101	T	128 267	56 830	459	11	12	
MAISON&OBJET ÉDITEURS	1	21/1	25/1	4 652	4 652	3 563			16	102	72	17	13	T	Visits incl. in Maison & Objet		459	11	12	
MAISON&OBJET OUTDOOR-INDOOR	1	9/9	13/9	7 619	7 619	5 254			14	104	55	13	5	T	Visits incl. in Maison & Objet		459	11	12	
MAISON&OBJET PROJETS	2x1	9/9	13/9	3 106	3 106	1 191			10	128	35	13	3	T	Visits incl. in Maison & Objet		459	11	12	
MAKEUP IN PARIS	1	23/6	24/6	808	808	432			7	61	28			T	1 896	236	56	11	14	
MAP MONDIAL DU TOURISME	1	17/3	20/3	4 257	4 257	721			38	499	204			P	100 796	370	309	11	3	
MAP PRO - LE MONDE A PARIS (EX MIT INTERNATIONAL)	1	6/10	7/10	2 220	2 220	628			121	514	121			T	2 365	277	309	11	3	
MASTERS ET 3EME CYCLES	1	4/2	5/2	1 993	1 993	84			6	165	11			P	20 039		242	11	8	
MD EXPO	1	29/3	31/3	1 978	1 978	111			7	175	11	25		T	6 826	376	435	11	11	
MIDEST	1	15/11	18/11	21 011	21 011	7 157			34	1 596	628	82	8	T	23 398	3 478	435	11	19	
MILIPOL PARIS	2	18/10	21/10	20 457	20 457	11 149			46	887	585			T	27 243	10 368	158	11	7	
MIS	1	11/10	12/10	128	128	30			3	21	3			T	643	9	435	11	21	
MOBILITY FOR BUSINESS	1	11/10	12/10	617	617	52			4	74	5	24	1	T	1 640	58	364	11	21	
MODE CITY PARIS	1	9/7	11/7	9 717	9 717	6 893			36	314	227			T	15 209	11 050	159	11	25	
MONDIAL BODY FITNESS FORM'EXPO	1	18/3	20/3	4 014	4 014	1 051			10	86	16			T/P	13 409	121	435	11	14	
MONDIAL DU DEUX ROUES (SALON INTERNATIONAL DE LA MOTO ET DU SCOOTER)	2	30/11	4/12	15 883	15 883	1 595			20	371	150			P	163 026		25	11	26	
MONDIAL DU MODELISME - PARIS	1	16/6	19/6	2 586	2 586	322			2	124	16			T/P	37 017		318	11	13	
MONDIAL REEDUCATION EQUIP'SALLES	1	14/10	16/10	5 409	5 409	561			8	140	10			T	7 908	564	435	11	22	
MUSIC EXPO	2	1/10	2/10	380	380					61				P	8 714	8	21	11	3	
NATEXPO	2	15/10	17/10	6 703	6 703	725			16	542	65			T	7 201	935	94	11	2	
NAUTIC	1	2/12	11/12	47 946	47 946	7 151			29	758	121	1 693	755	P	242 833		435	11	3	
NOW! DESIGN À VIVRE	2x1	21/1	25/1	8 197	8 197	5 480			12	153	90	31	25	T	Visits incl. in Maison & Objet		459	11	12	
NOW! DESIGN À VIVRE	2x1	9/9	13/9	3 806	3 806	2 199			19	144	76	29	19	T	Visits incl. in Maison & Objet		459	11	12	
OBJETS ET COMMUNICATION	1	28/9	29/9	738	738	12			1	67	1			T	1 033	34	507	11	11	
ODEBIT	1	20/9	21/9	435	435	18			1	38	1	11		T	3 431	148	269	11	21	
ORTHOPHONIE		23/9	24/9	42	42					7				T	222	3	157	11	22	
PARIS GAMES WEEK	1	21/10	25/10	7 270	7 270	39			2	36	2			P	97 608		94	11	3	
PARIS PHOTO	1	10/11	13/11	5 113	5 113	3 284			22	151	94			T/P	48 993		435	11	3	
PARIS SUR MODE ATELIER	2x1	29/9	3/10	408	408	136			9	43	18			T	Visits incl. in Première Classe		558	11	25	
PARKOPOLIS	2	15/6	16/6	1 908	1 908	51			4	100	5			T	1 898	142	243	11	26	
PHARMAGORA	1	26/3	28/3	7 866	7 866	1 043			11	212	27	186	13	T	22 813	5 878	402	11	22	
PHOTO	1	6/10	10/10	6 963	6 963	452			10	140	21			T/P	101 708	2 485	99	11	3	
PISCINE & SPA	1	3/12	11/12	6 049	6 049	358			5	79	7			P	43 012		435	11	3	
POLLUTECH HORIZONS	2	29/11	2/12	18 219	17 964	4 159	255	180	31	991	273	113	67	T	29 680	5 450	435	11	10	
PREMIERE CLASSE	2x1	4/3	7/3	2 973	2 973	1 741			28	366	226	7	7	T	11 522	6 886	558	11	25	
PREMIERE CLASSE	2x1	30/9	3/10	2 979	2 979	1 806			29	378	237	7	6	T	11 374	6 738	558	11	25	















2011 EVENTS BY CITY

	Interval Year	Opening date	Closing date	Space				Exhibitors				Visitors				Organizer	Auditor	Industry sector		
				Rented Space (sq.m)				Exhibitors with their own stands		Represented firms		Admission for Trade/Public								
				Total	Halls		Open air		from ... countries	Total	Foreign	Total	Foreign	Total	Foreign				Total	Foreign
					Total	Foreign	Total	Foreign												
Paris (F)																				
TEXWORLD	2x1	19/9	22/9	14 869	14 869	14 835			28	966	961			T	15 350	13 029	344	11	25	
TRADEXPO	3x1	14/1	18/1	14 861	14 861	2 182			10	207	27			T	7 937	804	235	11	12	
TRADEXPO	3x1	15/5	18/5	6 650	6 650	1 015			4	121	13	1		T	2 683	276	235	11	12	
TRADEXPO	3x1	9/9	13/9	14 718	14 718	2 148			7	338	152			T	7 764	977	235	11	12	
VERSION SCRAP	1	1/4	3/4	926	926	113			3	49	9			P	11 767		234	11	3	
VINS DES VIGNERONS INDÉPENDANTS	1	24/11	27/11	6 283	6 283					1 011				P	135 568		547	11	2	
VINS DES VIGNERONS INDEPENDANTS - PARIS	1	25/3	28/3	3 668	3 668					602				P	50 066		547	11	2	
VISCOM FRANCE EX. VISUAL COMMUNICATION FRANCE	1	27/9	29/9	5 310	5 310	694			15	169	42			T	7 281	1 035	435	11	11	
WHO'S NEXT	2x1	22/1	25/1	11 849	11 849	5 300			27	461	229	44	21	T	64 165	23 697	558	11	25	
WHO'S NEXT	2x1	3/9	6/9	12 757	12 757	6 186			32	525	291	43	17	T	60 356	21 144	558	11	25	
ZOOM BY FATEX	2x1	8/2	10/2	1 287	1 287	1 221			11	127	116			T	7 556	4 300	159	11	25	
ZOOM BY FATEX	2x1	20/9	22/9	1 563	1 563	1 410			12	154	130			T	7 198	3 924	159	11	25	
Parma (I)																				
CIBUS TEC	2	18/10	21/10	19 667	19 548	1 129	119	0	n.d.	498	35	277	114	T	26 145	4 575	198	7	2	
EUROSTAMPI	1	24/3	26/3	4 050	4 050	441	0	0	n.d.	165	15	100	67	T	6 023	161	476	7	19	
MECSPE	1	24/3	26/3	9 267	9 267	593	0	0	n.d.	388	32	157	99	T	24 061	594	476	7	19	
MERCANTEINFIERAAUTUNNO	1	1/10	9/10	20 953	20 953	1 132	0	0	n.d.	1 031	60	0	0	T/P	46 877	258	198	7	13	
MERCANTEINFIERA PRIMAVERA	1	26/2	6/3	17 712	17 712	924	0	0	n.d.	915	49	0	0	T/P	46 902	318	198	7	13	
Pau (F)																				
FOIRE EXPOSITION - PAU	1	9/9	18/9	14 289	5 768		8 522			292				P	62 736		45	11	27	
HABITAT DECORATION JARDIN	1	17/3	20/3	5 714	4 472		1 242			291				P	13 838		45	11	12	
MARIAGE	1	29/1	30/1	649	649					52				P	3 753		45	11	4	
Périgueux (F)																				
FOIRE EXPOSITION - PERIGUEUX	1	9/9	18/9	26 191	6 633	30	19 558		2	279	3	279	3	P	56 122		395	11	27	
Perm (RU)																				
Machinery, Equipment, Tools	1	29/3	1/4	2 066	2 066	92	0	0	6	147	6	8	1	T	2 332	23	401	15	19	
Oil, Gas, Chemistry	1	25/10	28/10	1 930	1 772	245	158	0	7	161	19	9	0	T	2 290	0	401	15	9	
Perpignan (F)																				
MEDFEL	1	4/5	6/5	2 468	2 468	767			15	205	65			T	3 669	998	7	11	1	
Piacenza (I)																				
SIBA	2	17/11	19/11	1 800	1 800	12	0	0	n.d.	12	1	2	0	T	6 346	90	403	7	25	
Plovdiv (BG)																				
AGRA	1	9/3	11/3	10 066	4 376	910	5 690	198	19	325	59			T/P	25 603		274	6	1	
International Technical Fair	1	26/9	1/10	33 411	14 972	4 976	18 439	719	25	875	280			T/P	44 665		274	6	19	
Foodtech	1	23/2	26/2	694	694	151	0	0	6	61	24			T/P	incl. in Vinaria		274	6	2	
Medicus Dento Galenia	1	19/10	22/10	1 447	1 447	21	0	0	3	84	2			T/P	3 813		274	6	22	
Printoom	2	13/4	16/4	907	907	30	0	0	3	38	3			T/P	889		274	6	11	
Vinaria	1	23/2	26/2	2 771	2 709	364	62	0	8	148	50			T/P	8 108		274	6	2	
Poitiers (F)																				
L'ETUDIANT	1	4/2	5/2	1 540	1 540	21			2	102	2			P	29 643		242	11	8	
ARMES ANCIENNES	1	5/3	6/3	698	698					106		106		P	3 571		5	11	3	
ART DE VIVRE AU JARDIN	1	16/10	16/10	1 805	1 805					123		123		T	247		89	11	3	
EQUIPEMENT PROFESSIONNEL ET DU BRICOLAGE	1	20/2	21/2	3 044	3 044					264		264		T	489		89	11	3	
FOIREXPO POITIERS	1	14/5	22/5	14 996	3 820	27	11 176		2	222	2			P	69 326		70	11	27	
HABITAT EXPO	1	24/9	26/9	1 964	1 964					94				P	3 217		400	11	12	
MAISON CONFORT	1	28/1	30/1	2 932	2 932					165		2		P	9 327		70	11	12	
MARIAGE	1	28/1	30/1	405	405					41		2		P	Visits incl. in Maison Confort		70	11	4	
RHINOFORUM	2	30/5	31/5	282	282	9			1	21	1			T	366	55	157	11	22	
VINS ET GASTRONOMIE	1	14/10	16/10	239	239					30				P	2 290		400	11	2	

2011 EVENTS BY CITY

	Interval Year	Opening date	Closing date	Space				Exhibitors				Visitors				Organizer	Auditor	Industry sector	
				Rented Space (sq.m)				Exhibitors with their own stands		Represented firms		Admission for Trade/Public							
				Total	Halls		Open air		from ... countries	Total	Foreign	Total	Foreign	Total	Foreign				Total
Pontarlier (F)																			
	2	8/9	12/9	3 440	2 275	196	1 165	18	2	155	10	3		P	16 173		360	11	27
Pordenone (I)																			
	1	19/10	22/10	14 075	11 960	2 115	0	0	264	362	98	183	58	T	17 264	4 414	175	7	12
Porto (P)																			
	2	5/5	8/5	1 463	1 463	144	0	0	2	38	3	0	0	T/P	8 283	126	174	3	22
	1	30/9	2/10	61 605	43 605	1 268	18 000	0	8	228	41	0	0	P	18 091	0	174	3	16
	1	7/9	11/9	2 056	2 056	597	0	0	7	38	9	0	0	T	14 595	225	174	3	13
	1	7/9	11/9	15 066	15 066	663	0	0	3	186	10	0	0	T	incl. in BRINDE		174	3	12,13
	2	18/10	22/10	9 527	9 509	792	18	0	13	265	43	0	0	T/P	33 723	554	174	3	5
	4	18/10	22/10	1 715	1 705	282	10	0	10	75	22	0	0	T	incl. in CONCRETA		174	3	18
	1	16/4	18/4	10 736	10 736	1 421	0	0	11	221	67	0	0	T/P	33 662	451	174	3	14
	2	20/5	22/5	1 023	1 023	250	0	0	8	53	18	0	0	T			174	3	22
	1	12/3	20/3	9 897	9 897	530	0	0	4	118	4	0	0	T/P	28 295	0	174	3	3,12,13
	1	23/2	27/2	12 088	12 088	229	0	0	6	136	11	0	0	T	13 409	1 030	174	3	12,13
	1	29/1	30/1	12 592	12 592	12	0	0	1	19	1	0	0	P	4 275	0	174	3	3
	1	16/6	19/6	2 848	2 848	52	0	0	5	97	9	0	0	P	2 522	133	174	3	26
	1	27/1	30/1	15 298	15 298	1 005	0	0	3	177	10	0	0	T	13 359	266	174	3	12,13
	2	5/5	8/5	2 959	2 959	86	0	0	3	51	3	0	0	T	incl. in AJUTEK		174	3	22
	1	21/9	25/9	5 963	5 963	402	0	0	5	164	17	0	0	T	9 537	145	174	3	24
	1	31/3	3/4	12 139	12 139	117	0	0	2	145	6	0	0	P	29 525	51	174	3	8
	2	5/5	8/5	402	402	18	0	0	2	21	3	0	0	T/P	incl. in AJUTEK		174	3	22
	1	29/4	1/5	12 815	12 815	0	0	0	0	67	0	0	0	T/P	6 937	0	174	3	3
Poznan (PL)																			
	1	12/3	13/3	958	958	6	0	0	2	93	1	0	0	P	3 053		410	6	3
	1	22/10	23/10	224	224	0	0	0	1	10	0	0	0	P	incl. in Hobby		410	6	3
	1	25/5	28/5	2 130	2 130	65	0	0	5	56	5	0	0	T/P	5 538		410	6	12
	1	9/12	11/12	1 827	1 827	34	0	0	3	337	8	0	0	P	incl. in Cavaliada		410	6	3
	1	24/5	26/5	491	331	0	160	0	1	16	0	5	5	T/P	incl. in ExpoPower		410	6	19
	1	18/11	20/11	2 620	2 620	46	0	0	4	130	3	9	0	P	8 147		275,410	6	3
	1	1/3	3/3	1 591	1 591	444	0	0	10	78	19	0	0	T	incl. in Tex-Style		410	6	25
	1	29/8	31/8	1 695	1 695	630	0	0	10	88	34	0	0	T	incl. in Next Season Autumn		410	6	25
	1	11/1	14/1	25 982	25 199	5 144	783	42	31	900	284	19	17	T/P	42 069		410	6	5
	1	10/12	12/12	6 417	6 417	128	0	0	3	87	5	0	0	T/P	26 380		410	6	3
	1	11/1	14/1	2 835	2 831	281	4	0	11	103	19	0	0	T/P	incl. in BUDMA		410	6	5
	1	22/9	24/9	7 779	7 779	538	0	0	17	246	40			T	14 494		163	6	22
	1	29/3	1/4	19 117	17 699	2 172	1 418	70	15	355	113	47	46	T/P	15 990		410	6	5
	1	4/3	6/3	4 817	4 817	105	0	0	18	477	41	3	0	T/P	44 704		410	6	8

2011 EVENTS BY CITY

	Interval Year	Opening date	Closing date	Space				Exhibitors				Visitors				Organizer	Auditor	Industry sector	
				Rented Space (sq.m)				Exhibitors with their own stands		Represented firms		Admission for Trader/Public							
				Total	Halls		Open air		from ... countries	Total	Foreign	Total	Foreign	Total	Foreign				Total
	Total	Foreign	Total	Foreign															
Poznan (PL)																			
	1	22/3	24/3	790	790	63	0	0	5	53	11	0	0	T/P	1 168		410	6	17
	1	12/4	15/4	3 274	3 274	314	0	0	10	129	24	2	2	T/P	incl. in Poligrafia		410	6	4
	1	24/5	26/5	3 966	3 633	126	333	0	8	202	9	12	11	T/P	8 112		410	6	19
	2	10/2	13/2	6 947	6 923	384	24	0	9	99	16	2	0	T/P	6 739		410	6	1
	1	13/5	15/5	2 414	2 414	137	0	0	5	75	4	0	0	T/P	3 600		410	6	3
	1	29/3	1/4	3 867	3 867	912	0	0	16	144	46	6	6	T/P	incl. in DREMA		410	6	12
	1	25/2	27/2	9 581	9 452	583	129	0	9	387	25	1	0	T/P	19 358		410	6	3
	1	12/9	15/9	2 064	2 012	99	52	0	3	73	4	0	0	T/P	incl. in Polagra Food		410	6	2
	1	22/11	25/11	1 351	1 291	0	60	0	1	66	0	0	0	T/P	incl. in Poleko		410	6	4
	1	24/5	26/5	1 166	1 042	247	124	0	7	67	13	2	2	T/P	incl. in ExpoPower		410	6	10
	1	22/10	23/10	6 106	6 106	74	0	0	2	268	3	0	0	P	23 359		410	6	3
	1	25/5	27/5	2 783	2 783	441	0	0	10	100	27	3	3	T/P	4 859		410	6	12
	1	19/10	21/10	2 291	2 199	80	92	0	4	137	4	1	1	T/P	12 531		410	6	2
	1	14/6	17/6	19 756	19 621	4 890	135	33	29	763	337	146	137	T/P	14 307		410	6	19
	1	9/11	12/11	8 036	7 674	3 045	362	0	17	305	161	6	6	T/P	5 268		410,227	6	5
	1	22/11	25/11	5 436	3 809	30	1 627	0	3	63	2	1	1	T/P	incl. in Poleko		410	6	4
	1	2/4	3/4	4 489	4 489	93	0	0	9	212	16	15	11	T/P	14 966		410	6	14
	1	15/2	18/2	9 249	9 249	461	0	0	8	159	14	0	0	T	8 143		410	6	12
	1	18/3	20/3	25 034	22 784	105	2 250	0	3	61	2	0	0	P	40 492		410	6	17
	1	11/9	14/9	8 913	8 654	25	259	0	3	393	2	0	0	T/P	incl. in Polagra Food		410	6	1
	1	1/3	3/3	5 337	5 337	1 253	0	0	17	196	52	0	0	T	incl. in Tex-Style		410	6	25
	1	29/8	31/8	4 298	4 298	894	0	0	14	150	31	0	0	T	4 344		410	6	25
	2	12/9	15/9	2 391	2 341	439	50	0	18	126	43	13	11	T/P	incl. in Polagra Food		410	6	2
	1	12/9	15/9	5 426	5 358	1 176	68	0	26	396	118	6	3	T/P	22 076		410	6	2
	1	12/9	15/9	7 718	7 435	1 057	283	29	18	253	62	84	81	T/P	incl. in Polagra Food		410	6	2
	1	22/11	25/11	13 122	11 069	2 380	2 053	30	15	478	150	0	0	T/P	14 568		410	6	10
	2	12/4	15/4	6 807	6 792	1 132	15	0	16	251	55	47	38	T/P	11 303		410	6	11
	1	28/1	30/1	2 551	2 526	1 376	25	12	0	149	69	0	0	T/P	16 367		410	6	3
	1	15/4	16/4	134	134	9	0	0	2	11	1	0	0	T	543		410	6	4
	1	25/3	26/3	488	488	10	0	0	2	55	1	0	0	T	304		410	6	22
	1	2/9	3/9	381	381	18	0	0	3	44	2	0	0	T	283		410	6	22
	1	25/2	27/2	40	40	15	0	0	2	4	1	0	0	T/P	incl. in Gardenia		410	6	3
	1	8/11	10/11	809	799	9	10	0	2	69	1	0	0	T/P	1 010		410	6	4
	1	15/11	17/11	540	540	60	0	0	4	17	3	1	1	T	602		410	6	12
	1	1/3	3/3	468	468	297	0	0	10	41	25	0	0	T	6 245		410	6	25
	1	19/10	22/10	7 661	7 559	2 066	102	0	43	749	238	9	1	T/P	21 618		410	6	6
	1	12/5	15/5	7 173	6 904	1 399	269	269	14	305	122	8	4	T/P	9 771		410	6	16
	2	11/1	14/1	4 575	4 575	584	0	0	7	105	28	6	5	T/P	incl. in BUDMA		410	6	5
Quimper (F)																			
	1	19/2	21/2	3 965	3 965					185				P	8 597		232	11	10
	1	17/11	17/11	245	245					54				P	1 804		412	11	8
	1	15/10	17/10	3 965	3 965					185				P	8 597		232	11	12
	1	25/3	28/3	1 706	1 706					185				P	13 106		232	11	2
Ravenna (I)																			
	2	23/3	25/3	7 944	7 175	1 510	769	69	n.d.	364	77	106	79	T	9 633	1 445	382	7	17
Reggio Emilia (I)																			
	2	14/4	16/4	6 376	6 376	1 012	0	0	n.d.	189	50	0	0	T/P	10 277	453	488	7	1
Reims (F)																			
	1	24/3	27/3	676	676	79			2	61	6			P	10 485		234	11	3
	1	31/3	1/4	531	531	22			2	74	6			T	1 093		94	11	4

2011 EVENTS BY CITY

	Interval Year	Opening date	Closing date	Space				Exhibitors				Visitors				Organizer	Auditor	Industry sector		
				Rented Space (sq.m)				Exhibitors with their own stands		Represented firms		Admission for Trade/Public	Total							
				Total	Halls		Open air		from ... countries	Total	Foreign		Total	Foreign	Total				Foreign	
	Total	Foreign	Total	Foreign		Total	Foreign	Total	Foreign		Total	Foreign								
Rennes (F)																				
ESPRIT MAISON - ESPRIT JARDIN	1	7/10	10/10	6 157	6 157						236				P	21 803		397	11	12
EXPLOR EMPLOI	1	26/5	26/5	342	342						84				P	3 548		412	11	8
FOIRE INTERNATIONALE	1	20/3	28/3	23 293	16 130	425	7 163		17	551	23	40	9	P	100 228	72	397	11	27	
L'ETUDIANT	1	13/1	15/1	2 933	2 933	21			2	239	2			P	61 960		242	11	8	
SALONS CE RENNES	2x1	10/2	11/2	399	399					59				T	936		94	11	4	
SALONS CE RENNES	2x1	6/10	7/10	530	530					68				T	1 134		94	11	4	
SIT RENNES	1	21/1	23/1	2 331	2 331					413				P	38 196		461	11	3	
SPACE	1	13/9	16/9	55 690	29 022	8 077	26 669	9 942	33	1 227	338	72	48	T	108 907	10 045	495	11	1	
VINS DES VIGNERONS INDEPENDANTS	1	28/1	30/1	1 738	1 738					283				P	17 501		547	11	1	
VINS ET GASTRONOMIE	1	29/10	1/11	3 958	3 958					326				P	40 204		232	11	2	
Reus (tarragona) (E)																				
ANTIQUARIS	1	28/1	6/2	1 006	1 006					66				P	1 438		205	14	3	
BESTIA	1	26/3	27/3	703	703					25				P	5 797		205	14	3	
EPOCAUTO	1	12/3	13/3	3 009	3 009					99				P	1 982		205,244	14	16	
EXPRO REUS	1	8/10	16/10	10 984	10 984					182				P	21 339		205	14	27	
SALÒ DE LA MOTO	1	7/5	8/5	1 549	1 549					27				P	2 344		205	14	16	
TOT NUVIS	1	11/11	13/11	1 741	1 741					105				P	1 097		205	14	25	
Ried (A)																				
Automesse	1	4/2	6/2	6 036	5 996	0	40	0	1	41	0	44	36	P	10 767	0	351	2	16	
Rimini (I)																				
ECOMONDO	1	3/11	6/11	34 969	34 614	1 532	355	0	n.d.	720	46	204	84	T/P	75 980	7 754	444	13	10	
ENADA PRIMAVERA	1	16/3	19/3	17 253	17 253	1 908	0	0	n.d.	205	30	60	44	T	28 455	3 520	444	7	13	
GIOSUN	1	20/10	22/10	4 175	4 175	168	0	0	n.d.	23	4	5	3	T	incl. in SUN		444	7	3	
KEYENERGY	1	3/11	6/11	4 648	4 648	200	0	0	n.d.	129	13	16	3	T/P	incl. in ECOMONDO		444	7	9	
MIA	1	19/2	22/2	6 353	6 353	56	0	0	n.d.	274	4	47	8	T	79 823	4 112	444	13	2	
MSE	1	19/2	22/2	2 923	2 923	901	0	0	n.d.	159	57	17	9	T	incl. in MIA		444	13	1	
OROGIALLO	1	19/2	22/2	188	188	5	0	0	n.d.	20	0	10	0	T	incl. in MIA		444	13	2	
PIANETA BIRRA	1	19/2	22/2	2 282	2 282	192	0	0	n.d.	125	13	39	33	T	incl. in MIA		444	13	2	
SIA GUEST	1	26/11	29/11	11 708	11 708	336	0	0	n.d.	242	6	68	35	T	33 641	2 836	444	7	2	
SIGEP	1	22/1	26/1	36 745	36 745	2 551	0	0	n.d.	565	59	138	35	T	106 884	19 875	444	13	2	
SUN	1	20/10	22/10	25 791	25 791	1 496	0	0	n.d.	283	15	21	15	T	23 463	1 062	444	7	12	
T&T - tende e tecnica	2	20/10	22/10	8 813	500	500	8 313	0	n.d.	149	11	9	4	T	incl. in SUN		444	7	12	
TTG	1	6/11	8/11	19 468	19 468	4 446	0	0	n.d.	497	204	598	435	T	17 680	1 508	522	7	3	
Riva del Garda (I)																				
75^ EXPO RIVA SCHUH	2x1	15/1	18/1	37 000	31 635		5 365		39	1 187	823			T	12 628		445	7	25	
76^ EXPO RIVA SCHUH	2x1	18/6	21/6	37 000	31 635		5 365		38	1 211	847			T	10 711		445	7	25	
Roma (I)																				
ENADA PRIMAVERA 2011	1	12/10	14/10	9 844	9 032	812			112	177	67			T/P	14 702		44	9	19	
EOLICA EXPO MEDITERRANEAN 2011	1	14/9	16/9	4 946	3 839	1 107	246		124	175	51			P	15 200		36	9	9	
INTERNATIONAL EXPODENTAL 2011	1	6/10	8/10	5 428	5 428	920			178	265	87	23	16	T/P	10 662	777	421	13	22	
ROMACAVALLI 2011	1	8/4	10/4	12 000	9 025	1 986	2 975	600	299	340	41			P	93 010	9 002	197	9	3	
Romans (F)																				
FOIRE EXPOSITION DAUPHINE	1	24/9	2/10	23 779	8 780		14 999			443		11		P	100 734		208	11	27	
Rostock (D)																				
AutoTrend - Automobile Exhibition Mecklenburg-Western Pomerania	1	25/3	27/3	5 872	4 622		1 250		1	73				P	17 148		450	12	26	
Rouen (F)																				
FOIRE INTERNATIONALE - ROUEN	1	1/4	11/4	24 481	10 386	504	14 095	150	21	641	36			P	82 604	1 077	453	11	27	
LES PUCES ROUENNAISES - HIVER	1	21/1	23/1	5 147	5 147	367			5	323	24	322	24	T/P	14 752	31	453	11	3	
L'ETUDIANT	1	8/1	9/1	828	828	12			1	82	1			P	18 918		242	11	8	
SALONS CE ROUEN	2x1	10/3	11/3	563	563					75				T	1 351		94	11	4	

2011 EVENTS BY CITY

	Interval Year	Opening date	Closing date	Space				Exhibitors				Visitors				Organizer	Auditor	Industry sector	
				Rented Space (sq.m)				Exhibitors with their own stands		Represented firms		Admission for Trader/Public	Total						
				Total	Halls	Open air		from ... countries	Total	Foreign	Total		Foreign	Total	Foreign				
	Total	Foreign	Total	Foreign		Total	Foreign	Total	Foreign		Total	Foreign							
Rouen (F)																			
SALONS CE ROUEN	2x1	13/10	14/10	578	578					79				T	1 500		94	11	4
Rovaniemi (SF)																			
Forward in Life - Education and Working Life Fair 2011 Rovaniemi	1	16/11	17/11	428	428				1	45		30		P	1 774		378	17	8
Lapland Construction Fair 2011, Rovaniemi	1	14/5	15/5	1 206	1 121				1	87		13		T/P	2 982		378	17	5
Saint-Brieuc (F)																			
FOIRE EXPOSITION DES COTES D'ARMOR	1	10/9	18/9	20 233	6 506	54	13 727		2	287	3			P	67 688		462	11	27
HABITAT ECO-CONSTRUCTION ET SALON	1	26/2	28/2	5 215	5 134		81			247				P	12 001		462	11	12
TERRALIES	1	27/5	29/5	3 133	1 322		1 811			155				P	20 724		513	11	1
VINS ET GASTRONOMIE	1	4/11	6/11	485	485					56				P	4 549		232	11	2
Saint-Etienne (F)																			
CAMPING CAR NEUF	3x1	26/2	6/3	5 399	5 399					13				P	1 170		463	11	3
CAMPING CAR OCCASION	3x1	23/11	27/11	5 223	5 223					10				P	564		463	11	26
FOIRE INTERNATIONALE	1	16/9	26/9	22 189	10 952	270	11 237	270	28	368	40			P	108 723		463	11	27
L'ETUDIANT	1	19/11	20/11	1 044	1 044					118				P	21 712		242	11	8
PLAISIRS GOURMANDS	1	4/3	6/3	450	450					41				P	7 904		463	11	2
Saint-Malo (F)																			
ALTERNATIV CARRIERES	1	25/3	26/3	131	131					25				P	1 545		412	11	8
FESTIVAL ETONNANTS VOYAGEURS	1	9/6	13/6	1 607	1 607	72			3	324	6			P	33 438		125	11	3
VINS ET GASTRONOMIE	1	29/1	31/1	694	694					91				P	6 644		232	11	2
Salzburg (A)																			
Alles für den Gast Herbst	1	5/11	9/11	25 529	25 493	5 334	36	0	7	651	168	304	141	T	44 061	0	436	2	2
Automesse	1	11/3	13/3	15 387	15 359	978	28	0	4	40	10	0	0	T/P	15 751	788	357	2	16
AutoZum	2	12/1	15/1	19 104	18 980	4 714	124	47	11	322	135	130	121	T	21 330	0	436	2	16
Bauen+Wohnen Salzburg	1	10/2	13/2	18 741	18 663	2 416	78	0	9	465	88	40	26	T/P	33 671	0	436	2	5
BWS	2	23/3	26/3	18 871	18 871	5 422	0	0	8	310	123	94	91	T	12 148	0	436	2	5,19
Creativ Salzburg Herbst	1	2/9	4/9	12 968	12 968	6 096	0	0	14	340	187	87	81	T	7 320	0	436	2	13
Die Hohe Jagd & Fischerei	1	24/2	27/2	9 576	9 576	4 709	0	0	28	410	255	10	8	T/P	32 618	0	436	2	3
Musikmesse	2	14/10	16/10	2 652	2 638	1 438	14	0	4	53	30	0	0	T/P	2 125	574	357	2	3
SMART	2	4/10	6/10	5 817	5 817	555	0	0	3	190	23	27	16	T	6 963	0	436	2	19
Tracht & Country Frühjahr	1	4/3	6/3	6 182	6 182	3 734	0	0	12	231	149	28	15	T	3 038	0	436	2	25
Samara (RU)																			
Industrial Show	1	11/10	14/10	1 277	1 277	221	0	0	7	82	14	49	6	T	2 392	24	178	15	19
Samsun (TR)																			
SAM-GIDA Samsun Food and Technologies	1	13/10	16/10	2 600	2 600	0				72	0			T/P	11 750	154	143	20	2
SAM-TARIM Samsun Agriculture Livestock, Agrarian Equipment and Nutrient Fair	1	6/10	9/10	6 400	6 400	0				84	0			T/P	12 450	210	143	20	1
Santa cruz de tenerife (E)																			
AGROCANARIAS 2011	4	28/4	1/5	2 448	2 448					35				P	5 268		271,237	14	1
EXPOINFANCIA 2011	2	18/11	20/11	1 148	1 148					45				P	3 424		271	14	3
EXPOSALDO DE VERANO Y SALON DEL VEHICULO DE OCASIÓN 2011	1	7/4	11/4	4 272	4 272					134				P	29 378		271	14	27
EXPOSALDO, OUTLET TOP MARCAS Y MVO. EDICIÓN INVIERNO	1	6/10	10/10	4 620	4 020		600			121				P	30 676		271	14	27
FEBODA Y STETICA	2	25/3	27/3	1 900	1 900					70		3		P	4 775		271	14	25
NATURA SALUD 2011	2	23/9	25/9	1 444	1 444					72		3		P	3 351		271	14	22
PIT WEST 2010/11	1	23/12	9/1	9 033	7 953		1 080			27		17		P	42 927		271	14	3
SALÓN DEL AUTOMÓVILL	4	1/12	4/12	4 400	4 400					34				P	10 938		271	14	16

2011 EVENTS BY CITY

	Interval Year	Opening date	Closing date	Space						Exhibitors						Visitors				Organizer	Auditor	Industry sector
				Rented Space (sq.m)						Exhibitors with their own stands			Represented firms			Admission for Trade/Public						
				Total	Halls		Open air		from ... countries	Total	Foreign	Total	Foreign	Total	Foreign	Total	Foreign	Total	Foreign			
Santander (E)																						
	1	11/3	13/3	2 443	1 752						119				P			390	14	27		
		16/4	17/4	1 318	1 318						43				T/P			390	14	3		
	1	22/10	23/10	796	736						56				P			390	14	25		
	1	20/7	24/7	1 071	1 071	190					45	8			T/P			390,238	14	3		
Saratov (RU)																						
	1	14/4	17/4	1 344	835	34	509	10	4	132	3	24	0	T/P		4 980	50	491	15	5		
s-Hertogenbosch (NL)																						
	1	4/10	6/10	6 033	6 036	397	0	0	4	250	18	304	20	T		10 107	281	552	9	5		
Sochi (RU)																						
	1	18/5	21/5	1 230	1 230	317	0	0	14	118	30	51	3	T/P		1 930	40	493	15	2		
	1	10/1	14/1	1 259	1 259	0	0	0	1	214	0	33	2	T/P		1 910	20	493	15	3		
St.Petersburg (RU)																						
	1	22/8	28/8	15 045	3 491	217	11 554	383	5	1 240	61	75	3	T/P		116 550	2 330	312	15	1		
	1	6/4	10/4	2 110	1 721	16	389	0	2	111	1	27	0	T/P		23 810	240	182	15	16		
	1	2/6	5/6	3 647	908	126	2 739	246	5	94	6	21	1	T/P		5 070	250	312	15	26		
	2	15/3	17/3	2 735	2 735	1 449	0	0	21	138	87	12	2	T	incl. in St. Petersburg Technical Fair			443	15	19		
	1	31/5	3/6	1 344	1 265	219	79	0	8	84	13	43	1	T	incl. in Ros-Gas-Expo			182	15	9		
	1	10/3	12/3	1 326	1 296	239	30	0	11	87	13	29	2	T		1 930	40	182	15	2		
	2x1	8/9	11/9	3 486	3 486	750	0	0	16	262	60	17	2	T/P		8 590	600	446,182,514	15	25		
	1	30/4	3/5	1 953	1 945	70	8	0	5	134	7	20	0	T/P		16 590	330	312	15	3		
	1	5/10	9/10	1 510	1 510	285	0	0	7	355	53	8	1	T/P		48 780	1 460	443	15	8		
	1	2/2	6/2	13 277	13 277	206	0	0	8	513	17	2	0	T/P		28 160	560	443	15	24		
	2	13/9	16/9	1 081	1 081	410	0	0	7	43	10	63	10	T		1 290	155	443	15	9		
	1	31/5	3/6	2 628	2 390	158	238	0	6	160	14	26	0	T		4 365	349	182	15	9		
	1	28/9	1/10	6 352	6 224	221	128	0	10	378	29	62	0	T		26 260	1 840	312	15	19		
	1	15/11	18/11	3 639	3 639	395	0	0	15	252	21	30	1	T		10 922	983	417	15	7		
	1	21/4	24/4	1 920	1 706	53	214	0	6	97	5	5	0	T/P		24 670	490	312	15	3		
	1	15/3	17/3	1 525	1 525	715	0	0	12	150	62	34	5	T		5 730	400	443	15	19		
Steszew (PL)																						
	1	3/6	4/6	37 464	0	0	37 464	1 200	4	72	3	1	1	T/P		3 093		410	6	1		
Stockholm (S)																						
	1	10/11	13/11	4 295	4 295				10	243		22		P		29 198		499	16	22		
	1	4/3	13/3	24 823	24 783			40	4	455		217		P		112 395		499	16	26		
	1	20/1	23/1	29 103	29 103				11	792		41		T		19 199		499	16	13		
	1	1/9	4/9	34 708	34 684			24	12	1 001		588		T		18 705		499	16	13		
	1	13/10	16/10	11 757	11 721			36	11	425		69		P		35 373		253,499,545	16	15		
	1	30/11	2/12	2 092	2 092					131		18		T		5 463		503	16	22		
	1	10/11	13/11	4 159	4 159				6	161		32		P		26 731		499	16	2		
	1	24/3	27/3	9 565	9 565				6	348		47		P		53 441		499	16	3		
	1	27/1	30/1	12 192	12 192				5	144		17		P		52 226		499,504	16	16		
	1	9/11	13/11	6 234	6 234				7	184		50		P		32 551		499	16	26		
	1	31/10	2/11	4 261	4 261				5	426		33		T		11 800		499	16	8		
	1	17/2	20/2	4 973	4 973				6	265				P		30 578		499	16	3		
	1	8/2	12/2	39 839	39 839				24	585		62		T		30 245		499	16	12		
	2	17/11	19/11	6 217	6 217				15	210		54		T		8 698		499,502	16	22		
	1	4/10	7/10	4 611	4 611				15	220				T		13 768		499	16	19		
	1	10/3	13/3	4 835	4 835				18	196				P		80 724		499	16	3		

Note 1: These events were arranged in parallel the visitors had access to all three events.

Note 2: the frequency became annual in 2011.

Note 3: Blech Nordic, EasyFair Pack & Emballage, EasyFair EL and Eget Företag were organized in parallel.

2011 EVENTS BY CITY

	Interval Year	Opening date	Closing date	Space					Exhibitors					Visitors			Organizer	Auditor	Industry sector
				Rented Space (sq.m)					Exhibitors with their own stands			Represented firms		Admission for Trade/Public	Total				
				Total	Halls		Open air		from ... countries	Total	Foreign	Total	Foreign		Total	Foreign			
	Total	Foreign	Total	Foreign		Total	Foreign	Total	Foreign		Total	Foreign							
Strasbourg (F)																			
CREATIVA	1	20/10	23/11	1 264	1 264	124			4	74	8			P	11 134		500	11	3
FESTI FESTIN	1	4/11	6/11	576	576	20			3	47	3			P	10 722		500	11	27
FOIRE EUROPEENNE	1	2/9	12/9	33 240	22 909	2 952	10 331	500	27	1 003	148	250	131	P	198 809	744	500	11	2
GENERATIONS	1	11/2	13/2	1 243	1 243	18			1	84	2			P	5 401		500	11	3
IMMOBILIER	1	23/9	25/9	1 365	1 365					81				P	7 100		500	11	15
MAISONS DE PRINTEMPS	1	1/4	4/4	4 257	3 775	408	483	59	1	173	17	107	63	P	13 988		500	11	12
MONDIAL DE LA BIERE	1	21/10	24/10	1 572	1 572	391			6	60	14	1	1	P	9 513		500	11	2
PUCES ET BROCANTE	3x1	5/2	6/2	2 405	2 405	440			3	134	34			P	4 344		500	11	3
PUCES ET BROCANTE	3x1	9/4	10/4	1 860	1 860	315			4	103	21			P	2 229		91	11	3
PUCES ET BROCANTE	3x1	19/11	20/11	2 600	2 600	465			4	135	29			P	3 556		91	11	3
PUCES ET BROCANTE	3x1	17/9	18/9	1 715	1 715	270			3	94	20			P	2 185		500	11	3
RENCONTRES NATIONALES DU TRANSPORT PUBLIC	2	12/10	14/10	6 556	6 496	2 858	60		11	151	38			P	3 624	164	230	11	26
SALONS CE STRASBOURG	2x1	10/2	11/2	590	590	28			3	74	3			T	1 115		94	11	4
SALONS CE STRASBOURG	2x1	22/9	23/9	520	520	22			5	72	6			T	1 258		94	11	4
ST-ART	1	25/11	28/11	4 683	4 683	1 024			9	98	25			P	19 229		500	11	3
TOURISSIMO	1	11/2	13/2	7 441	7 441	929			4	191	48			P	13 611		500	11	3
VINS DES VIGNERONS INDEPENDANTS	1	18/2	21/2	3 447	3 447					557				P	56 120		547	11	1
Stuttgart (D)																			
ANIMAL - Exhibition for pet ownership	1	5/11	6/11	3 699	3 699	75	0		6	199	7			P	32 626		307	12	3
BLICKFANG - Design Trade Fair for Furniture, Jewellery and Fashion	1	11/3	13/3	1 274	1 274	100	0		6	148	39			P	14 306		60	12	12
CEP CLEAN ENERGY & PASSIVEHOUSE - International Trade Fair for Renewable Energy and Passive House	1	10/2	12/2	4 610	4 575	343	35		9	239	18	2		T	10 021	711	429	12	9
CMT - The Holiday exhibition - International Exhibition for caravanning, motoring, tourism, with cycling & adventure holidays, hiking, golf & wellness holidays, cruises & ship travel	1	15/1	23/1	56 235	55 967	8 815	268		66	1 919	540	69	19	P	223 834	4 477	307	12	3,6
COMPOSITES EUROPE - European Trade Fair & Forum for Composites, Technology and Applications	1	27/9	29/9	6 502	6 502	1 691	0		21	351	104			P	7 080	1 770	432	12	17,19
didacta - The trade fair for education and training	1	22/2	26/2	32 687	32 687	939	0		15	846	52	85	4	T/P	95 217	952	307	12	8
eltefa - Trade fair for electrical engineering and electronics	2	23/3	25/3	21 355	21 301	492	54	12	12	453	23	29	9	T	21 834		307	12	18
FACHDENTAL Südwest - Specialist exhibition of the southwest German dental industry	1	14/10	15/10	5 115	5 115	449	0		12	255	25	8	1	T	6 278	63	307	12	22
Familie & Heim / International mineral and fossil exchange	1	12/11	20/11	13 784	13 784	658	0		18	603	54			P	72 594		307	12	27
GARTEN - outdoor ambiente	1	14/4	17/4	4 261	4 161	50	100		3	113	3			P	31 098		307	12	3
HOBBY & ELEKTRONIK - South Germany's large exhibition for computers and electronics	1	17/11	20/11	3 502	3 502	8	0		2	77	1			P	57 408	574	307	12	3
International mineral and fossil exchange	1	15/4	17/4	2 022	2 022	258	0		20	222	50			P	12 311	123	307	12	3
INVEST - The trade fair for institutional and private investors	1	18/3	20/3	5 777	5 777	967	0		14	211	61	4	1	P	15 749	315	307	12	4
IT & Business / DMS Expo	1	20/9	22/9	8 494	8 494	563	0		15	476	44	15	2	T	8 989	539	307	12	4,21
KREATIV- & BASTELWELT - South Germany's largest creative trade fair	1	17/11	20/11	3 765	3 765	205	0		6	173	12			P	48 561	486	307	12	3
LogiMAT - International Trade Fair for Distribution, Materials Handling and Information Flow	1	8/2	10/2	24 276	24 021	3 394	255	30	18	768	108			T	22 217	2 288	155	12	26
Medizin	1	28/1	30/1	3 282	3 282	67	0		6	158	5	5		T	6 788	68	307	12	22
MODELLBAU SÜD - modelmaking and model railways	1	17/11	20/11	2 759	2 759	218	0		7	109	20			P	51 977	520	307	12	3
NewCome - Exhibition and state congress about freelancing	2	1/4	2/4	2 343	2 273	63	70		5	201	6	12		T	4 574	46	307	12	4,8
RETRO CLASSICS - The whole world of classic automobiles	1	10/3	13/3	49 847	49 847	2 553	0		14	714	65			P	64 980	3 899	307	12	26
Slow Food	1	14/4	17/4	4 220	4 220	284	0		10	402	36	3		P	33 744	337	307	12	2
südback - Trade fair for the bakery and confectionery trades	1	22/10	25/10	23 853	23 841	2 467	12		14	521	72	12	6	T	32 069	2 566	307	12	2
SÜDDEUTSCHE SPIELEMESSE - South Germany's large exhibition for games	1	17/11	20/11	2 453	2 453	72	0		4	93	4			P	49 929		307	12	3
SÜFFA - Trade fair for the butchers' trade	1	2/10	4/10	8 994	8 994	459	0		10	312	18	11	1	T	9 468	473	307	12	2

2011 EVENTS BY CITY

	Interval Year	Opening date	Closing date	Space				Exhibitors				Visitors				Organizer	Auditor	Industry sector		
				Rented Space (sq.m)				Exhibitors with their own stands		Represented firms		Admission for Trade/Public								
				Total	Halls		Open air		from ... countries	Total	Foreign	Total	Foreign	Total	Foreign				Total	Foreign
Stuttgart (D)																				
VISION - International trade fair for machine vision	1	8/11	10/11	8 589	8 589	3 095	0		31	351	162	8	2	T	7 055	2 540	307	12	19	
<i>Note: Visitor attendance determined by a representative poll in the combination of Stuttgarter Messeherbst. Recurring names were permitted.</i>																				
Sundsvall (S)																				
Stora Värmässan	1	1/4	3/4	2 795	2 370		425		2	161			26		P	12 480		376	16	27
Szczecin (PL)																				
BUD-GRYF	1	18/3	20/3	2 148	1 779	54	369	13	3	170	5			T/P	6 013		508	6	5	
Mama & Child	1	15/10	16/10	1 363	1 363	12	0	0	2	67	1			P	2 521		508	6	17	
ENERGIA	1	18/3	20/3	761	635	0	126	0	1	53	0			T	incl. in Bud-Gryf		508	6	7	
Garden	1	15/4	17/4	616	94	0	522	0	1	50	0			P	free entry		508	6	3	
KARIERA	1	9/3	10/3	597	597	6	0	0	2	65	1			P	free entry		508	6	8	
Market Tour	1	7/5	8/5	1 641	0	0	1 641	110	2	124	13			P	free entry		508	6	6	
Organic	1	7/5	8/5	92	0	0	92	28	3	17	3			P	free entry		508	6	2	
WDD Interior Decoration	1	30/9	2/10	1 226	1 129	0	97	0	1	94	0			P	3 058		508	6	12	
Tampere (SF)																				
Antique 2011	1	11/2	13/2	532	532		0		1	75			0		P	15 306		509	17	3
Asta Constructor 2011	1	11/2	13/2	4 780	4 676		104		1	251			0		P	15 306		509	17	5
Asta Home 2011	1	30/9	2/10	4 305	4 288		17		2	210			0		P	13 833		509	17	12
Finnclean 2011	3	26/10	28/10	4 473	4 386		87		6	106			61		T	9 141		509	17	19
Finnish Handicrafts 2011	1	18/11	20/11	3 879	3 815		64		2	580			0		P	36 868		509	17	13
Food Manufacturing 2011	3	26/10	28/10	3 169	3 169		0		2	119			147		T	3 705		509	17	2
Gem and Jewel 2011 Exhibition	1	18/11	20/11	372	372		0		5	70			0		P	36 868		509	17	24
Horses 2011	1	8/4	10/4	2 185	2 051		134		3	114			0		P	7 575		509	17	3
Logistics 2011	2	12/10	14/10	5 305	4 941		364		2	114			53		T	4 357		509	17	26
Networks 2011	2	2/2	3/2	4 715	4 687		28		5	110			60		T	4 395		509	17	21
Rekrytori 2011	1	16/2	16/2	682	682		0		1	69			0		P			509	17	8
Sportec, Gymtec, Fysiotec 2011	2	24/3	25/3	3 256	3 256		0		2	118			30		T	2 407		509	17	3
Subcontracting 2011	1	13/9	15/9	13 235	12 820		415		16	860			704		T	15 672		509	17	4
Tampere Art Fair 2011	1	30/9	2/10	558	558		0		1	36			0		P	13 833		509	17	3
Technical Aid, Wellbeing and Home 11	2	10/11	12/11	4 311	4 311		0		3	223			0		T/P	11 967		172	17	22
<i>Note 1: visitors included in Asta Constructor 2011</i>																				
<i>Note 2: visitors included in Gem and Jewel 2011 Exhibition</i>																				
<i>Note 3: visitors included in Finnclean 2011</i>																				
<i>Note 4: visitors included in Asta Home 2011</i>																				
Tarbes (F)																				
AGRICULTURE	1	10/3	13/3	12 339	3 989		8 350			277					P	47 254		470	11	1
Tekirdağ (TR)																				
4th Agriculture Technologies Fair	1	27/7	31/7	8 700	8 700	0				43	0				T/P	40 000	0	442	20	1
Agricultural and Technology Fair	1	21/7	24/7	1 186	1 186	18				64	2				T/P	16 855	358	120	20	1
Tokat (TR)																				
Tokat Agriculture and Stockbreeding Fair 2011	1	17/11	20/11	6 000	6 000	0				130	0				T/P	70 000	0	51	20	1
Torino (I)																				
Artissima 18	1	3/11	6/11	6 188	3 440		2 748		182	107			6	5	T/P	45 000	9 000	215	7	3
Eurominalexpo	1	7/10	9/10	7 520	7 520				152	300	149		112	48	T/P	18 000	1 800	384	7	21
Salone Internazionale del libro	1	12/5	16/5	33 500	31 500		2 000			667			747		T/P	320 000		214	7	8
Tornio (SF)																				
Bothnian Arc Construction Fair 2011, Tornio	1	21/5	22/5	681	632		49		2	57			12		T/P	1 444		378	17	5
Torre pacheco (murcia) (E)																				
BODA & HOGAR	1	18/11	20/11	4 228	4 228					126					T/P	4 295		272	14	25
ENTRE CULTURAS 2011	1	4/3	6/3	1 192	1 192					30					T/P			272	14	3
EQUIMUR 2011	1	7/4	10/4	2 940	2 940					87					T/P	9 165		272	14	3
EXPOSICIÓN CANINA	1	5/11	6/11	1 246	1 246					53					T/P	12 479		272,428	14	3

see note 1

see note 2

















see note 3

see note 4

2011 EVENTS BY CITY








	Interval Year	Opening date	Closing date	Space				Exhibitors				Visitors				Organizer	Auditor	Industry sector	
				Rented Space (sq.m)				Exhibitors with their own stands		Represented firms		Admission for Trade/Public							
				Total	Halls	Open air		from ... countries	Total	Foreign	Total	Foreign	Total	Foreign	Total				Foreign
	Total	Foreign	Total	Foreign			Total	Foreign	Total	Foreign									
Torre pacheco (murcia) (E)																			
FAME 2011	1	5/5	8/5	5 800	5 800					66				T	1 844		272	14	1
IX DESEMBALAJE DE ANTIGUEDADES	1	30/9	2/10	2 168	2 168					25				T/P	7 820		272	14	3
IX Salón del VEHICULO DE OCASIÓN	1	27/5	29/5	6 562	6 562					36				P	3 381		272	14	16
TODO DEPORTE 2011	1	28/1	30/1	1 188	1 188					35				T/P	6 397		272	14	3
TURISMUR 2011	1	18/2	20/2	4 493	4 493					96				T/P	5 305		272	14	6
XXVII SALON DE LA AUTOMOCIÓN E INDUSTRIAS AFINES 2011	1	3/12	6/11	9 474	9 474					44				T/P	5 042		272	14	16
Torun (PL)																			
Beauty Academy / Wedding	1	19/11	20/11	200	191	0	9	0	1	76	0			P	989		510	6	14
Children's World	1	21/5	22/5	311	154	0	157	0	1	49	0			P	free entry		510	6	13
INVEST-TOR/Construction and Housing	1	26/3	27/3	1 161	975	0	186	0	1	92	0			P	3 799		510	6	5
KONSERWACE	1	13/10	15/10	276	276	0	0	0	1	36	0			T	free entry		510	6	5
KOSCIÓLY/Devotional Art	1	13/10	15/10	200	198	0	2	0	1	31	0			T/P	free entry		510	6	4
MOTO-TOR	1	8/10	9/10	368	341	0	27	0	1	20	0			P	1 596		510	6	16
REST	1	5/3	6/3	283	283	10	0	0	2	33	3			P	free entry		510	6	6
Toulouse (F)																			
ARTISANS D'ART	1	3/12	11/12	1 867	1 867					199				P	26 711		231	11	12
AUTO MOTO	2	18/11	27/11	21 710	18 063		3 647			109				P	49 604		231	11	26
FOIRE INTERNATIONALE	1	2/4	11/4	27 977	15 353	645	12 624	367	12	659	52			P	108 691		231	11	27
HABITAT	1	25/9	3/10	7 316	7 316					202				P	14 612		231	11	12
IMMOBILIER	2x1	18/3	20/3	2 442	2 442	12			1	205	1			P	15 095		94	11	15
IMMOBILIER	2x1	7/10	9/10	2 373	2 373	24			1	163	2			P	12 592		94	11	15
MAHANA TOULOUSE	1	11/2	13/2	2 293	2 293	455			6	270	68			P	21 833		94	11	3
MASTERS ET 3EME CYCLES	1	18/2	19/2	468	468					32				P	5 415		242	11	8
SALONS CE TOULOUSE	2x1	17/3	18/3	711	711	12			2	100	2			T	1 083		94	11	4
SALONS CE TOULOUSE	2x1	6/10	7/10	679	679	21			2	99	4			T	1 049		94	11	4
VINS ET TERROIRS	1	4/11	6/11	2 646	2 646	39			1	282	4			P	23 443		231	11	2
VOITURE D'OCCASION	1	20/5	22/5	10 722	1 942		8 780			40				P	2 800		104	11	26
Tours (F)																			
FOIRE EXPOSITION	1	6/5	15/5	42 749	13 141	63	29 608	50	1	590	7	2		P			519	11	27
MOTO QUAD TATTOO SHOW FESTIVAL	1	18/3	20/3	3 221	3 221	24			1	39	1			P	12 301		519	11	3
NOUVELLES MATIERES PREMIERES	2	15/6	16/6	2 366	1 966	195	400	150	4	91	9	6		T	1 411		123	11	10
SALONS CE TOURS	1	24/3	25/3	518	518					67				T	921		94	11	4
TENDANCEXPO	1	7/10	10/10	3 561	3 561					107		107		P	10 836		519	11	27
UNIVERS DE L'AUTOMOBILE	1	21/10	24/10	14 290	14 290					31		31		P	16 991		519	11	27
Trabzon (TR)																			
2nd Blacksea Agriculture, Livestock And Fisheries Exhibition	1	27/4	30/4	2 163	2 163	0				44	0			T/P	5 247	296	218	20	1
2nd Blacksea Tourism Fair	1	24/11	27/11	1 810	1 810	12				94	1			T/P	9 350	390	525	20	3
3rd Gold Expo Karadeniz 2011 Fair	1	7/5	9/5	1 005	1 005	0				32	0			T/P	1 803	142	480	20	24
Blacksea Tourism Exhibition	1	13/1	16/1	1 650	1 650	120				70	7			T/P	8 460	422	524	20	3
Karadeniz Hunting and Gun Fair	1	29/9	2/10	2 000	2 000	0				32	0			T/P	7 500	600	115	20	3
KARMAK 11	1	22/9	25/9	1 600	1 600	0				60	0			T/P	8 327	138	525	20	19
Yapitech 2011 - 10th International Build Product And Technology Expo	1	18/5	22/5	2 295	2 295	0				77	0			T/P	13 354	567	6	20	5
Trencin (SK)																			
Beauty Forum Slovakia	1	10/3	12/3	2 229	2 229	532	0	0	5	138	41			T/P	9 060	3	166	1	14
Aqua	1	20/9	22/9	1 324	1 084	230	240	81	2	52	15			T	1 136	32	166	1	10
Elo Sys	1	11/10	14/10	5 753	5 570	1 158	183	50	10	206	61			T/P	6 951	48	166	1	9

2011 EVENTS BY CITY

	Interval Year	Opening date	Closing date	Space				Exhibitors				Visitors				Organizer	Auditor	Industry sector	
				Rented Space (sq.m)				Exhibitors with their own stands		Represented firms		Admission for Trade/Public							
				Total	Halls		Open air		from ... countries	Total	Foreign	Total	Foreign	Total	Foreign				Total
Troyes (F)																			
ANTIQUITES ET BROCANTE D'AUTOMNE	1	14/10	16/10	988	988	24			1	52	2			T/P	2 729		521	11	3
ARTISANS D'ART	1	11/2	14/2	813	813	9			1	83	1			P	5 673		521	11	3
FOIRE DE CHAMPAGNE	1	27/5	5/6	9 346	4 835		4 511			291				P	48 033		521	11	27
FORME & BIEN ETRE	1	21/1	23/1	1 251	1 251	42			2	100	2			P	4 031		521	11	2
GASTRONOMIE	1	11/11	14/11	1 473	1 473	51			1	119	1			P	13 159		521	11	2
HABITAT ET DECORATION	1	23/9	26/9	2 911	2 581		330			146				P	9 605		521	11	12
LOISIRS CREATIFS	1	3/11	6/11	687	687	41			2	38	3			P	6 444		521	11	27
Turku (SF)																			
Building & Decorating 2011	1	4/2	6/2	6 460	6 375		85		2	243		146		P	21 450		529	17	5
Caravan Show & Camping 2011	1	14/1	16/1	5 882	5 818		64		3	69		9		P	7 238		529	17	3
Down by the Sea 2011	1	10/3	13/3	6 108	6 012		96		3	124		30		P	8 995		529	17	26
Naisday 2011	1	2/4	3/4	1 139	1 107		32		1	139		8		P	4 623		529	17	3
Turku Art & Antique Fair 2011	1	26/3	27/3	2 082	2 050		32		3	108		6		P	10 216		529	17	3
Turku Boat Fair 2011	1	21/10	23/10	4 573	4 529		44		2	84		2		P	5 332		529	17	26
Turku Book Fair 2011	1	30/9	2/10	2 494	2 494		0		1	135		53		P	20 400		529	17	8
Turku Fair 2011	2	18/8	22/8	6 630	3 332		3 299		3	232		17		P	33 571		529	17	3
Turku Food Fair 2011	1	30/9	2/10	1 204	1 136		69		1	85		23		P	20 400		529	17	2
Women's Skills 2011	1	14/10	16/10	2 350	2 303		47		2	273		8		P	10 214		529	17	3
<i>Note: visitors included in Turku Book Fair 2011</i>																			
Ufa (RU)																			
Gas, Oil, Technology	1	24/5	27/5	4 960	3 385	251	1 575	0	7	352	16	23	0	T	8 173	163	53	15	9
Utrecht (NL)																			
Elektrotechniek 2011	2	3/10	7/10	23 731	23 731	2 295	0	0	15	399	62	429	65	T	29 278	1 065	552	9	5
Geo-Info Xchange 2011	1	30/11	1/12	1 168	1 168	47	0	0	3	74	4	76	6	T	2 575	44	552	9	21
afifi  Internationale Bouwbeurs 2011	2	7/2	12/2	50 591	50 591	5 152	0	0	14	666	98	811	128	T	105 827	1 802	552	9	5
Valence (F)																			
RIST - SALON DE LA SOUS TRAITANCE	1	22/3	24/3	2 068	2 068					246		75		T	4 633	8	73	11	19
Valencia (E)																			
BEAUTY FORUM SPAIN	1	21/5	22/5	1 234	1 234	116				62	3			T	1 698		189,252	14	14
afifi  BIOCULTURA	1	4/3	6/3	2 028	2 028	27				236	4			P	4 141		189,43	14	2
afifi  CERO A CUATRO - INTL BABYCARE	1	21/1	23/1	12 267	12 267	975				302	184	156	144	T	8 148	604	189	14	22
afifi  CEVISAMA - CEVISAMA. INTL FAIR FOR ARCHITECTURAL CERAMICS, BATHROOM AND KITCHEN EQUIPMENT, NATURAL STONE, RAW MATERIALS, FRITZ, GLAZES AND COLOURS AND MACHINERY.	1	8/2	11/2	49 248	49 248	8 002				425	96	358	139	T	42 110	14 651	189	14	5
afifi  ECOFIRA	1	16/2	18/2	1 316	1 316	24				76	2	12	4	T	5 070	153	189	14	22
afifi  EFIAQUA	1	16/2	18/2	2 133	2 133	68				64	4	82	46	T	5 357	185	189	14	19
afifi  EGETICA-EXPOENERGETICA	1	16/2	18/2	2 900	2 900	208				69	10	26	15	T	7 803	285	189	14	19
afifi  ESPACIO ARTESANO. SALON DE LA ARTESANIA.	1	3/12	8/12	779	779	9				77	1			P			189	14	2
afifi  EXPOCAZA	1	1/4	3/4	1 518	1 518	120				77	7			P	2 652		189	14	3
afifi  FERIA DEL AUTOMÓVIL/FERIA DEL VEHÍCULO DE OCASIÓN - AUTOMOBILE TRADE FAIR	1	3/12	8/12	18 110	18 110	62				55	2			P	13 817		189	14	16
afifi  FERIA DEL TAXI		7/5	8/5	580	580					16				T			189	14	3
afifi  FERIA DEL VEHÍCULO SELECCIÓN OCASIÓN/MOTOREPOCA	1	17/6	19/6	10 215	10 215	162				96	2			P	4 646		189	14	16
afifi  Fiesta y Boda. - FAIR FOR PRODUCTS AND SERVICES FOR EVENTS & CELEBRATIONS	1	25/11	27/11	1 687	1 687	25				125	2			T/P	831		189	14	25
afifi  FIM- FERIA HABITAT VALENCIA - International Furniture Fair	1	20/9	24/9	28 665	28 665	4 829				370	79	51	32	T	30 838	3 025	189	14	12
afifi  FIMI (OTOÑO/INV) - 72nd INTL CHILDREN'S & YOUNG PEOPLE'S FASHION FAIR	2x1	21/1	23/1	3 547	3 547	540				164	29	2	2	T	9 778	838	189	14	25
afifi  FIMI (PRIMAVERA-VERANO) - INTL CHILDREN'S & YOUNG PEOPLE'S FASHION FAIR	2x1	1/7	3/7	3 236	3 236	628				166	30			T	3 502	305	189	14	25

see note

2011 EVENTS BY CITY

	Interval Year	Opening date	Closing date	Space				Exhibitors				Visitors				Organizer	Auditor	Industry sector		
				Rented Space (sq.m)				Exhibitors with their own stands		Represented firms		Admission for Trade/Public	Total							
				Total	Halls		Open air		from ... countries	Total	Foreign		Total	Foreign	Total				Foreign	
	Total	Foreign	Total	Foreign		Total	Foreign	Total	Foreign		Total	Foreign								
Valencia (E)																				
		2	25/10	28/10	12 656	12 656	2 582				185	78	29	27	T	17 499	1 428	189	14	5
		1	16/2	18/2	1 282	1 282	73				72	5	3	1	T	3 698	35	189	14	4
		2	8/6	10/6	3 027	3 027	160				81	12	27	7	T	1 760	192	189	14	4
		1	25/9	27/9	1 017	1 017					86	1	22	16	T	3 042	7	189	14	2
		1	5/10	7/10	9 393	9 393	589				260	33	120	61	T	6 516	587	189	14	1
		1	25/10	28/10	320	320					19	0	6	1	T	441	2	189	14	19
		1	30/11	2/12	3 862	3 862	320				49	20			T	1 451	95	189	14	3
		1	3/5	5/5	1 957	1 957	34				126	3			T	2 791	31	189	14	8
		2	25/10	28/10	11 276	11 276	1 116				258	41	27	14	T	17 202	971	189	14	5
		1	7/6	9/6	933	933	225				57	15			T			189,430	14	21
		1	20/10	22/10	2 304	2 304	84				67	6			T	3 613	78	189	14	22
		1	20/10	22/10	2 406	2 406	194				194	6			T/P	5 844	82	189	14	4
		1	17/5	19/5	1 536	1 536	102				98	7			T			189,430	14	3
		1	4/3	6/3	2 239	2 239	171				117	10			P	58 023		189,304	14	27
		1	25/2	27/2	6 283	6 283	50				175	3			T/P	2 775	31	189	14	3
		1	20/9	24/9	2 891	2 891	664				44	7	33	31	T	15 590	1 838	189	14	12
		2x1	27/5	29/5	656	656					18	0			T/P			189	14	5
		2x1	25/11	27/11	705	705	16				27	1			T/P			189	14	5
Valenza (I)																				
		1	1/10	4/10	2 500	96					114	7			t	5 850	550	539	7	21
Valladolid (E)																				
		1	3/9	11/9	11 639	9 304	362	308			166	16	27		P	217 911		186	14	27
		2	9/2	12/2	12 882	12 860	117				107	3	64	23	T	22 041	1 218	186	14	1
		1	18/10	20/10	6 059	4 589	629	1 470	450		193	36	260	106	T			186	14	19
		1	24/11	27/11	6 488	6 349	338				280	64	207	4	T	42 873	3 621	186	14	3
		2x1	15/3	17/3	6 370	4 815					168		181		T	25 433	2 693	186	14	2
		1	6/10	8/11	16 056	2 098	102				51	2	25	4	T	11 064	182	186	14	16
		1	23/9	25/9	10 702	1 394	152				44	3	1	1	T/P	19 102	2 042	186	14	1
Van (TR)																				
		1	5/10	9/10	6 300	6 300	0				80	0			T/P	60 000	3 000	15	20	27
		1	25/5	29/5	7 000	7 000	0				52	0			T/P	7 000	790	15	20	5
		1	11/5	15/5	4 500	4 500	0				36	0			T/P	4 000	217	15	20	1

2011 EVENTS BY CITY

	Interval Year	Opening date	Closing date	Space						Exhibitors						Visitors				Organizer	Auditor	Industry sector
				Rented Space (sq.m)						Exhibitors with their own stands			Represented firms			Admission for Trade/Public		Total				
				Total	Halls		Open air		from ... countries	Total	Foreign	Total	Foreign	Total	Foreign	Total	Foreign	Total	Foreign			
Vannes (F)																						
HABITAT EXPO	1	19/2	21/2	2 916	2 916						169				P	9 269		232	11	12		
VINS ET GASTRONOMIE	1	12/2	14/2	1 275	1 275						152				P	13 263		232	11	2		
Venezia (I)																						
Salone Nautico Internazionale di Venezia	1	7/4	10/4	100 003	7 010	1 487	92 993	1 513	5	150	4	158	4	T/P	59 892	100	168	7	26			
TrE - Tourism Real Estate	1	4/5	6/5	4 522	4 522	500	0	0	3	74	2	100	2	T	5 000	50	168	7	15			
Verdun (F)																						
FOIRE EXPOSITION	1	8/9	12/9	9 653	2 533	36	7 120		2	191	2	189	2	P	22 134		542	11	27			
MARIAGE	1	22/10	23/10	748	748	12			1	46	1	46	1	P	1 402		542	11	4			
Verona (I)																						
Abitare il Tempo 100 % Project	1	17/10	19/10	10 888	10 888	32	0	0	1	150	2			T	9 636	1 420	544	7	12, 25			
Agrifood Club	1	7/4	11/4	1 865	1 865	0	0	0	0	123	0			T	37 596	7 036	544	7	2			
Fieracavalli	1	3/11	6/11	100 152	50 325	9 511	49 827	3 393	28	659	137			T/P	155 640	18 404	544	7	3			
Legno & Edilizia	2	17/3	20/3	7 477	7 477	1 682	0	0	13	213	70			T	21 568	1 993	544	7	5, 19			
MARMOMACC	1	21/9	24/9	73 180	58 733	25 331	14 447	3 811	61	1 457	823	61	26	T	52 633	27 155	150	12	5			
Motorbikeexpo	1	21/1	23/1	94 089	56 712	8 480	37 377	277	19	704	182			P	120 185	18 840	544	7	3, 16			
PULIRE	2	24/5	26/5	15 637	15 227	1 226	410		20	294	64			T	13 718	3 138	150	12	5			
SAMOTER	3	2/3	6/3	108 242	64 169	8 200	44 073	4 279	30	750	149	159	114	T	93 923	10 991	150	12	4, 10			
Vinitaly/SOL/Enolitech	1	7/4	11/4	89 106	88 165	701	941		20	3 955	62	616	47	T	150 531	49 104	150	12	5			
Vertou (F)																						
VINS ET GASTRONOMIE	1	18/2	21/2	584	584					85				P	8 549		232	11	2			
Vicenza (I)																						
Abilmente Autumn Edition	1	20/10	23/10	5 452	5 452	480			13	217	34			P	46 742		195	13	3			
Hunting Show	1	18/2	20/2	4 612	4 612	409			16	159	35			P	25 888		195	7	3			
Pescare Show	1	18/2	20/2	2 836	2 836	385			10	134	52			P	incl. in Hunting Show		195	7	3			
T-Gold	1	15/1	20/1	2 809	2 809	734			10	102	18			T	incl. in VICENZAORO Winter		195	13	19, 24			
VICENZAORO Fall	3x1	10/9	14/9	25 181	25 181	6 295			34	1 396	363			T	14 245	4 436	195	13	24			
VICENZAORO Spring	3x1	21/5	25/5	25 600	25 300	2 866	300		31	1 280	365			T	10 147	3 930	195	13	24			
VICENZAORO Winter	3x1	15/1	20/1	26 295	26 295	6 019			30	1 339	382			T	14 977	5 810	195	13	24			
Wächtersbach (D)																						
Messe Wächtersbach	1	28/5	5/6	11 070	6 402	137	4 668	25	9	394	11			P	54 986		354	12	27			
Warsaw (PL)																						
ACADEMIA Book	1	19/10	20/10	271	271	0	0	0	1	87	0			P	free entry		370	6	8			
COIN EXPO	1	13/10	15/10	312	312	74	0	0	8	20	10			T	free entry		555	6	4			
DENTEXPO Warsaw	2	14/4	16/4	395	395	0	0	0	1	59	0			T	838		555	6	22			
EUROPOLTECH	2	13/4	15/4	3 233	2 971	340	262	15	15	167	36			T	6 123		224	6	7			
Fishing	1	3/3	6/3	645	645	15	0	0	2	33	1			P	incl. in Wind and Water		370	6	3			
Geologia	1	26/5	27/5	270	258	3	12	0	2	25	1			T	free entry		555	6	9			
GIFT EXPO	1	13/9	15/9	203	203	6	0	0	2	30	1			T	551		410	6	13			
Golden Age	1	21/5	22/5	192	192	0	0	0	1	31	0			P	free entry		370	6	3			
Gold-Silver-Watch	1	30/9	2/10	2 919	2 919	284	0	0	9	310	21			P	6 102		362	6	24			
MUREXPO Building	1	8/4	10/4	2 333	1 485	0	848	0	7	221	10			P	6 895		370	6	5			
New House, Living (Autumn)	4x1	10/9	11/9	1 648	1 648	0	0	0	1	158	0			P	7 535		370	6	15			
New House, Living (Spring)	4x1	5/3	6/3	1 565	1 565	0	0	0	1	137	0			P	8 287		370	6	15			
New House, Living (Summer)	4x1	16/4	17/4	921	921	0	0	0	1	109	0			P	3 319		370	6	15			
New House, Living (Winter)	4x1	19/11	20/11	1 046	1 046	0	0	0	1	115	0			P	7 623		370	6	15			
Packaging Innovation	1	23/3	24/3	965	965	227	0	0	9	89	15			T	1 987		129	6	11			
Power Days	1	22/10	23/10	1 625	1 625	0	0	0	1	41	0			P	5 237		370	6	3			
Remont Dom / Interior	1	15/10	16/10	1 559	1 287	0	272	0	10	173	11			P	4 562		370	6	5			
Warsaw Book Fair	1	12/5	15/5	2 307	2 307	388	0	0	16	538	211	64	61	T/P	35 683		370	6	8			
Warsaw Book Festival	1	21/5	22/5	558	0	0	558	0	1	80	0			P	free entry		370	6	3			
Wind and Water Warsaw	1	3/3	6/3	6 862	6 827	96	35	0	13	406	15			P	31 237		370	6	3			

2011 EVENTS BY CITY

	Interval Year	Opening date	Closing date	Space				Exhibitors				Visitors				Organizer	Auditor	Industry sector	
				Rented Space (sq.m)				Exhibitors with their own stands		Represented firms		Admission for Trade/Public							
				Total	Halls		Open air		from ... countries	Total	Foreign	Total	Foreign	Total	Foreign				Total
	Total	Foreign	Total	Foreign															
Warsaw (PL)																			
Your Money	1	13/10	15/10	20	20	0	0	0	1	3	0			T	free entry		555	6	4
Wels (A)																			
Blühendes Österreich	1	1/4	3/4	20 683	12 694	1 279	7 989	1 344	13	477	118	0	0	P	40 582	0	355	2	3,6
Energiesparmesse	1	3/3	6/3	35 094	31 204	3 702	3 890	119	18	667	111	0	0	T/P	61 759	0	355	2	5,9,10
Gesund Leben	1	4/11	6/11	2 233	2 221	385	12	12	7	151	33	0	0	P	7 921	0	355	2	14,22
Wien (A)																			
Bauen & Energie Wien	1	17/2	20/2	22 615	22 615	1 963	0	0	13	584	71	61	37	T/P	37 124	0	437	2	5
Ferien-Messe Wien	1	13/1	16/1	15 497	15 497	2 454	0	0	52	764	330	8	4	T/P	88 065	0	437	2	6
Hotel & Gast Wien	2	10/4	13/4	7 306	7 306	1 153	0	0	11	214	49	53	31	T	6 731	0	437	2	2
Real Vienna	1	24/5	26/5	2 982	2 982	849	0	0	20	141	73	0	0	T	3 597	0	437	2	15
Wohnen & Interieur-Messe	1	12/3	20/3	28 053	28 053	4 576	0	0	17	529	84	24	7	T/P	66 029	0	437	2	12
Wisla (PL)																			
PSI Dental	1	17/6	18/6	252	252	6	0	0	3	50	2			T	222		511	6	22
Wroclaw (PL)																			
DENTAMED	1	25/11	26/11	1 021	1 021	19	0	0	11	127	15			T	3 129		511	6	22
Yozgat (TR)																			
Yozgat 2nd Agriculture, Food and Livestock	1	21/4	24/4	7 400	7 400	0				97	0			T/P	38 000	0	296	20	2
Zagreb (HR)																			
AMBIENTA	1	19/10	23/10	6 110	5 723	880	387	35	11	106	19	258	177	T/P	17 894	1 226	562	2	12
BAUMESSE	1	5/4	9/4	1 398	1 083	285	315	45	8	41	12	17	15	T/P	11 039	459	562	2	5
Intergrafika	2	1/6	4/6	1 206	1 206	185	0	0	6	48	5	66	60	T/P	2 295	613	562	2	11
INTERKLIMA	2	5/4	9/4	2 624	2 514	426	110	0	8	57	12	51	46	T/P	11 039	459	562	2	5
SPORT UND NAUTIKA	1	23/2	27/2	4 877	4 877	214	0	0	4	119	7	215	184	T/P	17 432	403	562	2	3
Note: These events were arranged in parallel and the visitors had access to both events.																			
Zaragoza (E)																			
3er SALON DEL VEHICULO DE OCASION, SEMINUEVOS Y KM.0 :16	1	2/6	5/6	17 700	17 700					50				P			187	14	16
ARATUR	1	13/10	16/10	1 381	1 089	9				22	1			T/P			187	14	3
DEMOVERDE		22/9	24/9	11 000			11 000	150		40	2	90	88	T	488	8	187	14	1
ECUZAR - TAUROZAR	1	13/5	15/5	10 844	1 197	16				36	1			P	1 915		187	14	3
ENOMAQ-OLEOMAQ	2	15/2	18/2	14 264	14 264	2 794				256	62	342	206	T	10 214	571	187	14	2
FARMAMAQ - COSMOMAQ - 4ª International Exhibition for Pharmaceutical, Biopharmaceutical and Laboratory Technology Providers	2	15/2	17/2	1 001	526	48				31	2	31	12	T	378	5	187	14	22
2ª International Show of Suppliers of the Cosmetic, Toiletry and Perfumery Ind																			
FERIA DE ONG,S, EMPRESAS SOLIDARIAS Y COOPERACION AL DESARROLLO	1	13/10	16/10	922	742					14				P			187	14	22
FERIA GENERAL	1	8/10	16/10	43 658	39 441	277				155	11	3		P	20 499		187	14	27
FIGAN - International Animal Production Show	2	15/3	18/3	28 823	24 716	2 300	2 400			395	62	361	236	T	15 934	483	187	14	1
GRAN SALÓ NUPZIAL	1	4/11	6/11	1 591	1 591					84		18		P	3 712		187	14	25
INTEGRA+SEGURIDAD	1	7/6	9/6	4 288	3 040	84				49	3			T	1 353		187	14	7
MATIC-MOLDEXPO-COMPONEXPO - International Industrial Automation Exh.	2	10/5	12/5	2 365	1 979	64				67	3	47	36	T	1 268	35	187	14	19
MOTORMECÁNICA - International Trade Fair for Automotive Parts & Equipment Sup.		23/2	26/2	15 533	14 489	168				104	3	91	24	T	2 504	23	187	14	16
POWER EXPO - SOLAR - WIND Y EXPORECICLA	2	27/9	29/9	5 776	5 668	662				169	26	118	90	T	4 963	332	187	14	19
QUALIMEN - QUALICOOP - EXP HOSTEL	2	1/3	3/3	5 114	4 313					92		104	6	T	2 683	18	187	14	2
SALON DE EDUCACION, FORMACION Y EMPLEO	1	17/2	19/2	12 245	12 245					50	0			T/P			187	14	8
SALON DEL OCIO CREATIVO		25/2	27/2	764	472	144				34	11			P	6 598		187	14	3

see note

see note

2011 EVENTS BY CITY

	Interval Year	Opening date	Closing date	Space					Exhibitors					Visitors			Organizer	Auditor	Industry sector			
				Rented Space (sq.m)					Exhibitors with their own stands			Represented firms		Admission for Trade/Public	Total							
				Total	Halls		Open air		from ... countries	Total	Foreign	Total	Foreign		Total	Foreign						
					Total	Foreign	Total	Foreign						Total						Foreign		
Zaragoza (E)																						
				SALON INTERNACIONAL DE COMPETICION, CLASICOS, PERSONALIZACION Y CAR AUDIOMSF - MSF-Motor Show Festival International Show of Competition Vehicles, Classic Cars and Tuning	1	4/2	6/2	100 268	26 112	697							P	9 584		187	14	16
				SMOPYC - International Show of public works, construction and mining machinery	3	5/4	9/4	69 163	49 843	4 776	17 404	2 638					T	24 174	1 264	187	14	5
				TECNOVID-OLEOTEC- FRUYVER	2	15/2	18/2	5 105	5 105	718							T	594	11	187	14	1
				UN HUEVO DE ANTIGÜEDADES - DESEMBALAJE - EDICION OTOÑO	2x1	5/11	6/11	700	700	120							P	429		187	14	3
				UN HUEVO DE ANTIGÜEDADES - EDICION PRIMAVERA	2x1	7/5	8/5	680	680								P	756		187	14	3